

PRPF40B antibody



Catalog Number: 114233

Product name

PRPF40B antibody

IP: 1:1000-1:10000

IF: 1:10-1:100

Specificity

Human, Mouse, Rat; other species not tested.

Antibody description

PRPF40B Rabbit Polyclonal antibody. Positive IP detected in Y79 cells. Positive WB detected in Y79 cells. Positive IF detected in HepG2 cells. Observed molecular weight by Western-blot: 100-110 kDa

Preparation

This antibody was obtained by immunization of PRPF40B recombinant protein (Accession Number: XM_011538141). Purification method: Antigen affinity purified.

Formulation

PBS with 0.02% sodium azide and 50% glycerol pH 7.3.

Storage

Store at -20°C. DO NOT ALIQUOT

Clonality

Polyclonal

Ig Type

Rabbit IgG

Applications


ELISA, WB, IF, IP

Dilutions

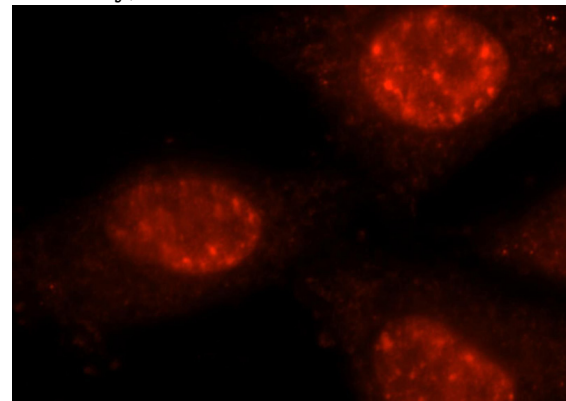
Recommended Dilution:

WB: 1:500-1:5000

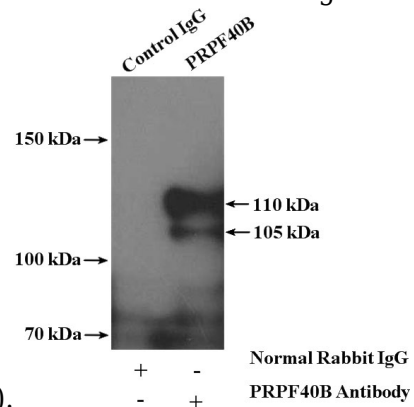
Validations



Y79 cells were subjected to SDS PAGE followed by western blot with Catalog No:114233(PRPF40B antibody) at dilution of 1:1000



Immunofluorescent analysis of HepG2 cells, using PRPF40B antibody Catalog No:114233 at 1:25 dilution and Rhodamine-labeled goat anti-rabbit



IgG (red).

IP Result of anti-PRPF40B (IP:Catalog No:114233,

PRPF40B antibody



Catalog Number: 114233

4ug; Detection:Catalog No:114233 1:2000) with Y79 cells lysate 800ug.