

IRS1 antibody

Catalog Number: 111933

Product name

IRS1 antibody

WB: 1:500-1:5000

IP: 1:500-1:5000

Specificity

Human; other species not tested.


IHC: 1:20-1:200

IF: 1:20-1:200

Antibody description

IRS1 Rabbit Polyclonal antibody. Positive IP detected in A549 cells. Positive WB detected in A549 cells, A431 cells, HEK-293 cells, PC-3 cells. Positive IF detected in A549 cells. Positive IHC detected in human breast cancer tissue, human liver tissue. Observed molecular weight by Western-blot: 160-185 kDa

Validations



A549 cells were subjected to SDS PAGE followed by western blot with Catalog No:111933(IRS1 antibody) at dilution of 1:400

Preparation

This antibody was obtained by immunization of IRS1 recombinant protein (Accession Number: NM_005544). Purification method: Antigen affinity purified.

Formulation

PBS with 0.02% sodium azide and 50% glycerol pH 7.3.

Storage

Store at -20°C. DO NOT ALIQUOT

Clonality

Polyclonal

Ig Type

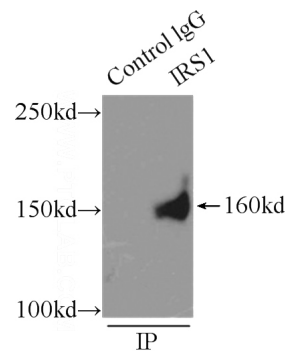
Rabbit IgG

Applications

ELISA, WB, IHC, IP, IF

Dilutions

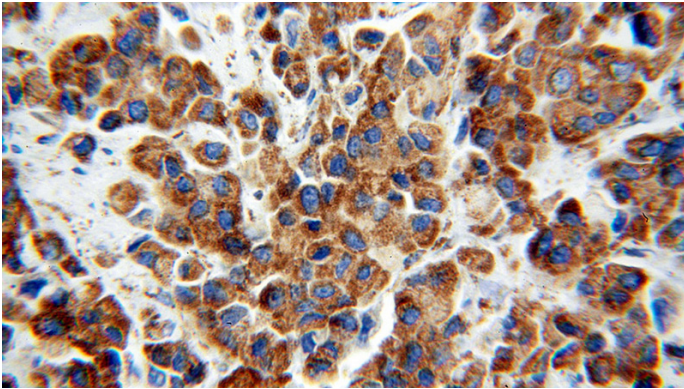
Recommended Dilution:



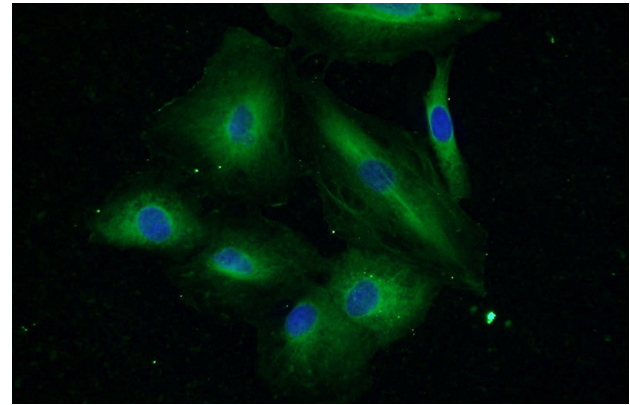
IP Result of anti-IRS1 (IP:Catalog No:111933, 5ug; Detection:Catalog No:111933 1:1000) with A549 cells lysate 3500ug.

IRS1 antibody

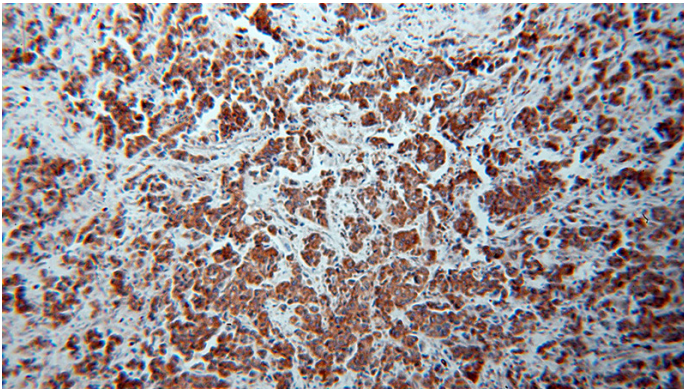
Catalog Number: 111933



Immunohistochemical of paraffin-embedded human breast cancer using Catalog No:111933(IRS1 antibody) at dilution of 1:100 (under 10x lens)



Immunohistochemical of paraffin-embedded human breast cancer using Catalog No:111933(IRS1 antibody) at dilution of 1:100 (under 40x lens)



Immunofluorescent analysis of A549 cells using Catalog No:111933(IRS1 Antibody) at dilution of 1:50 and Alexa Fluor 488-conjugated AffiniPure Goat Anti-Rabbit IgG(H+L)