

UBE2Q2 antibody

Catalog Number: 116533

Product name

UBE2Q2 antibody

Specificity

human, mouse, rat; other species not tested.

Antibody description

UBE2Q2 Rabbit Polyclonal antibody. Positive IHC detected in human skin cancer. Positive WB detected in A431 cells, mouse ovary tissue. Observed molecular weight by Western-blot: 43kd

Preparation

This antibody was obtained by immunization of UBE2Q2 recombinant protein (Accession Number: NM_173469). Purification method: Antigen affinity purified.

Formulation

PBS with 0.02% sodium azide and 50% glycerol pH 7.3.

Storage

Store at -20°C. DO NOT ALIQUOT

Clonality

Polyclonal

Ig Type

Rabbit IgG

Applications

ELISA, WB, IHC

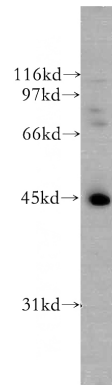
Dilutions

Recommended Dilution:

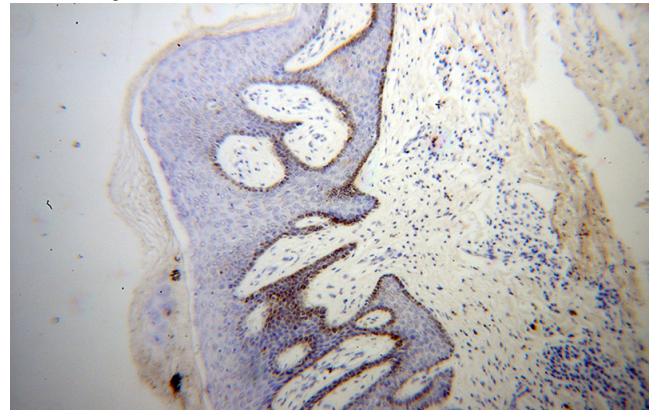
WB: 1:500-1:5000

IHC: 1:20-1:200

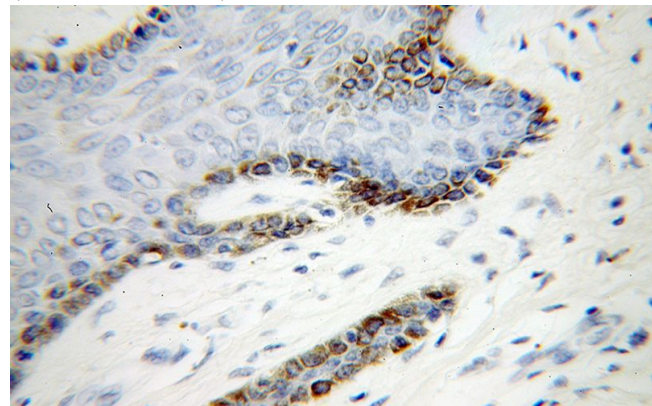
Validations



A431 cells were subjected to SDS PAGE followed by western blot with Catalog No:116533(UBE2Q2 antibody) at dilution of 1:400



Immunohistochemical of paraffin-embedded human skin cancer using Catalog No:116533(UBE2Q2 antibody) at dilution of 1:100 (under 10x lens)



Immunohistochemical of paraffin-embedded human skin cancer using Catalog No:116533(UBE2Q2 antibody) at dilution of 1:100 (under 40x lens)