

APC11 antibody



Catalog Number: 108133

Product name

APC11 antibody

Specificity

Human, Mouse, Rat; other species not tested.

Antibody description

APC11 Rabbit Polyclonal antibody. Positive WB detected in mouse pancreas tissue, A549 cells. Positive IHC detected in human skeletal muscle tissue. Observed molecular weight by Western-blot: 21 kDa

Preparation

This antibody was obtained by immunization of APC11 recombinant protein (Accession Number: NM_001002244). Purification method: Antigen affinity purified.

Formulation

PBS with 0.02% sodium azide and 50% glycerol pH 7.3.

Storage

Store at -20°C. DO NOT ALIQUOT

Clonality

Polyclonal

Ig Type

Rabbit IgG

Applications

ELISA, WB, IHC


Dilutions

Recommended Dilution:

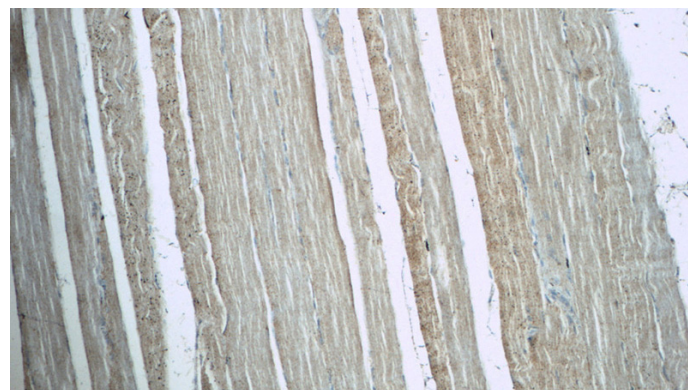
WB: 1:200-1:2000

IHC: 1:20-1:200

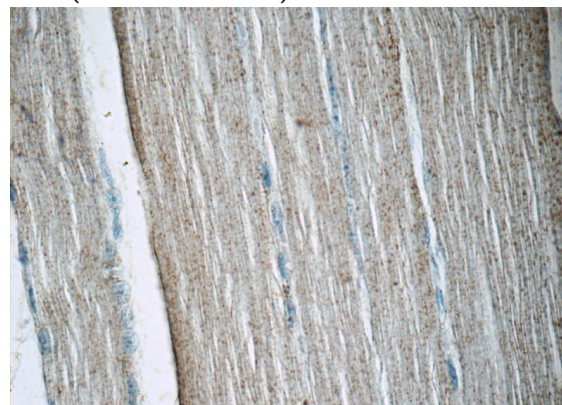
Validations



mouse pancreas tissue were subjected to SDS PAGE followed by western blot with Catalog No:108133(ANAPC11 antibody) at dilution of 1:400



Immunohistochemistry of paraffin-embedded human skeletal muscle tissue slide using Catalog No:108133(ANAPC11 Antibody) at dilution of 1:50(under 10x lens)



Immunohistochemistry of paraffin-embedded human skeletal muscle tissue slide using Catalog

APC11 antibody



Catalog Number: 108133

No:108133(ANAPC11 Antibody) at dilution of 1:50(under 40x lens)