

# Calpain 1 antibody



Catalog Number: 108833

## Product name

Calpain 1 antibody

Recommended Dilution:

WB: 1:500-1:5000

## Specificity

Human, Mouse, Rat; other species not tested.

IP: 1:500-1:5000


IHC: 1:20-1:200

## Antibody description

Calpain 1 Rabbit Polyclonal antibody. Positive IHC detected in human testis tissue, human heart tissue. Positive IF detected in HeLa cells. Positive FC detected in HeLa cells. Positive IP detected in HeLa cells. Positive WB detected in A431 cells, A2780 cells, HeLa cells, Jurkat cells, K-562 cells, mouse testis tissue, PC-3 cells. Observed molecular weight by Western-blot: 75 kDa

IF: 1:10-1:100

## Validations



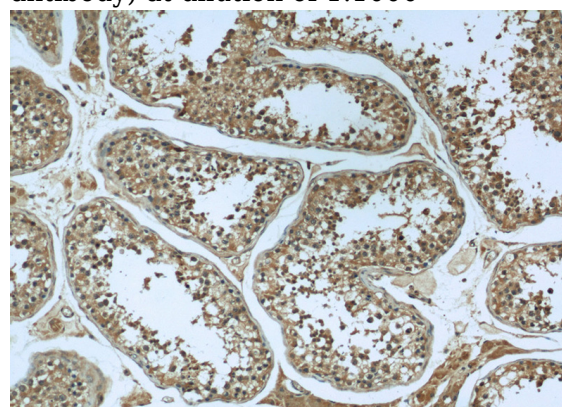
## Preparation

This antibody was obtained by immunization of Calpain 1 recombinant protein (Accession Number: XM\_006718698). Purification method: Antigen affinity purified.

A431 cells were subjected to SDS PAGE followed by western blot with Catalog No:108833(CAPN1 antibody) at dilution of 1:1000

## Formulation

PBS with 0.1% sodium azide and 50% glycerol pH 7.3.



## Storage

Store at -20°C. DO NOT ALIQUOT

Immunohistochemical of paraffin-embedded human testis using Catalog No:108833(CAPN1 antibody) at dilution of 1:50 (under 10x lens)

## Clonality

Polyclonal

## Ig Type

Rabbit IgG

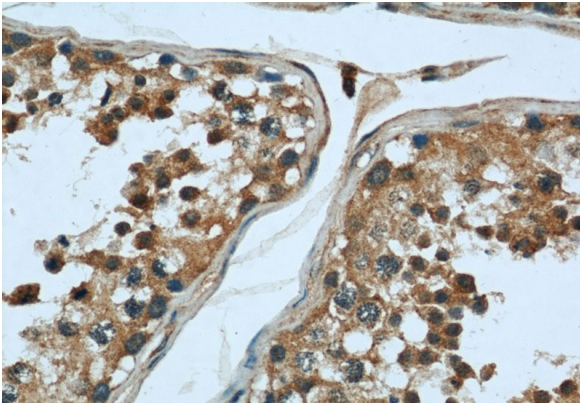
## Applications

ELISA, IHC, IF, WB, FC, IP

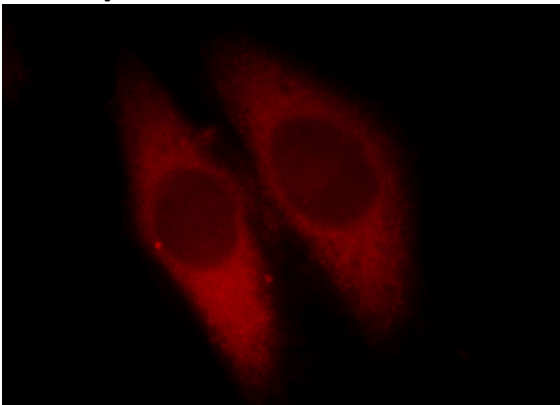
## Dilutions

# Calpain 1 antibody

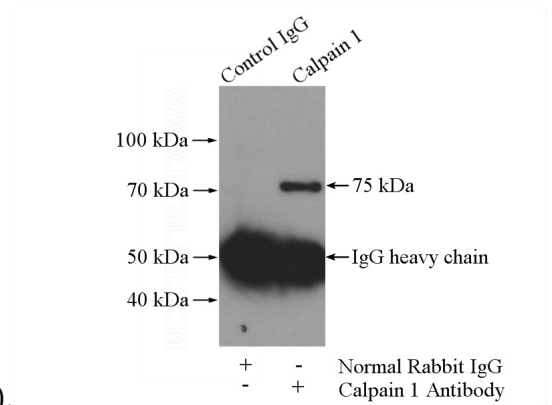
Catalog Number: 108833



Immunohistochemical of paraffin-embedded human testis using Catalog No:108833(CAPN1 antibody) at dilution of 1:50 (under 40x lens)

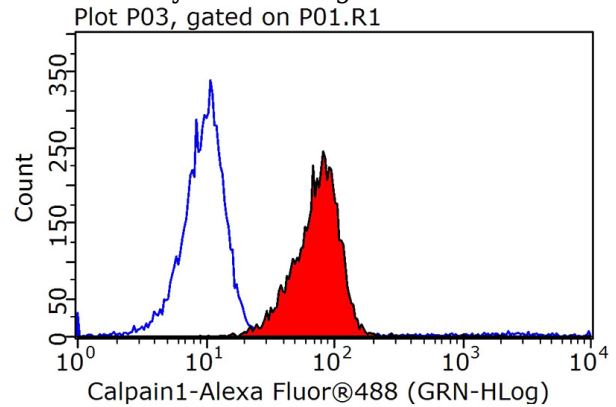


Immunofluorescent analysis of HeLa cells, using CAPN1 antibody Catalog No:108833 at 1:25 dilution and Rhodamine-labeled goat anti-rabbit



IgG (red).

IP Result of anti-CAPN1 (IP:Catalog No:108833, 4ug; Detection:Catalog No:108833 1:1000) with HeLa cells lysate 1200ug.



1X10<sup>6</sup> HeLa cells were stained with 0.2ug CAPN1 antibody (Catalog No:108833, red) and control antibody (blue). Fixed with 90% MeOH blocked with 3% BSA (30 min). Alexa Fluor 488-conjugated AffiniPure Goat Anti-Rabbit IgG(H+L) with dilution 1:1000.