

RAB34 antibody

Catalog Number: 114433

Product name

RAB34 antibody

IHC: 1:20-1:200

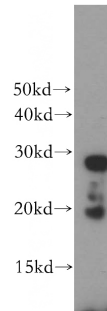
Specificity

Human, Mouse, Rat; other species not tested.

Antibody description

RAB34 Rabbit Polyclonal antibody. Positive IHC detected in human small intestine tissue, human kidney tissue. Positive WB detected in human liver tissue, HEK-293 cells, mouse ovary tissue, mouse uterus tissue. Observed molecular weight by Western-blot: 29 kDa

Validations



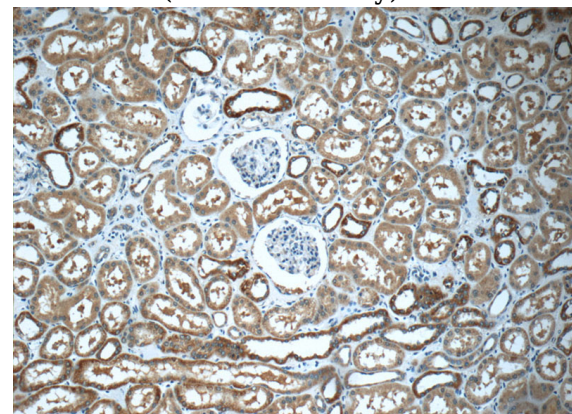
Preparation

This antibody was obtained by immunization of RAB34 recombinant protein (Accession Number: XM_047436884). Purification method: Antigen affinity purified.

human liver tissue were subjected to SDS PAGE followed by western blot with Catalog No:114433(RAB34 antibody) at dilution of 1:300

Formulation

PBS with 0.02% sodium azide and 50% glycerol pH 7.3.



Storage

Store at -20°C. DO NOT ALIQUOT

Clonality

Polyclonal

Ig Type

Rabbit IgG

Applications

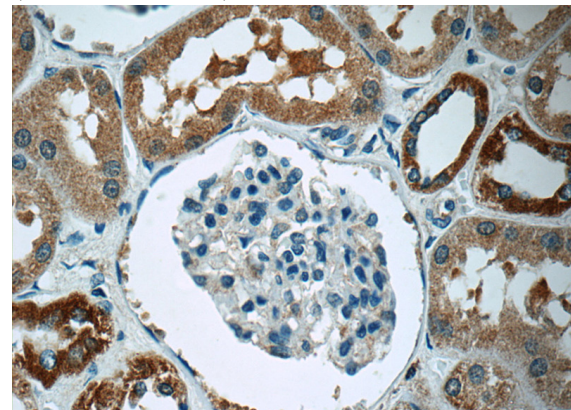
ELISA, WB, IHC

Dilutions

Recommended Dilution:

WB: 1:500-1:5000

Immunohistochemistry of paraffin-embedded human kidney tissue slide using Catalog No:114433(RAB34 Antibody) at dilution of 1:50 (under 10x lens)

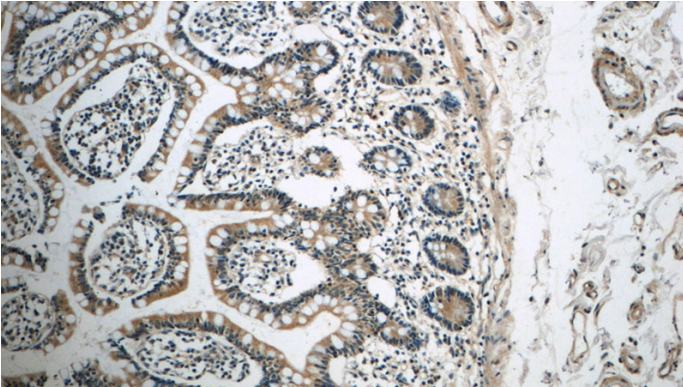


Immunohistochemistry of paraffin-embedded human kidney tissue slide using Catalog

RAB34 antibody

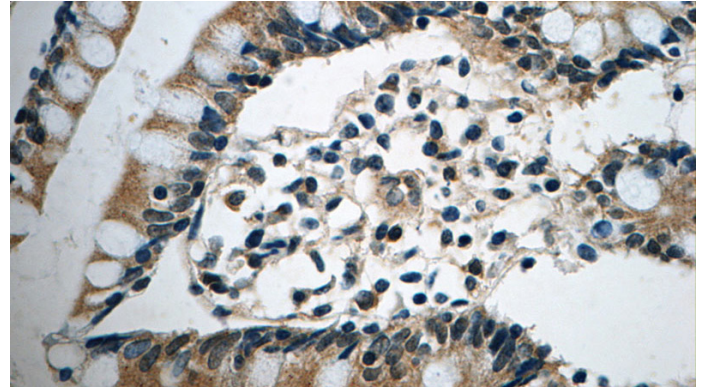
Catalog Number: 114433

No:114433(RAB34 Antibody) at dilution of 1:50
(under 40x lens)



Immunohistochemistry of paraffin-embedded
human small intestine tissue slide using Catalog
No:114433(RAB34 Antibody) at dilution of 1:50

(under 10x lens)



Immunohistochemistry of paraffin-embedded
human small intestine tissue slide using Catalog
No:114433(RAB34 Antibody) at dilution of 1:50
(under 40x lens)