

# Anti-BCAM / CD239 antibody



Catalog Number: 100433

## Product name

Anti-BCAM / CD239 antibody

## Immunogen

[Rat BCAM / CD239 \(His Tag\) recombinant protein](#)

## Specificity

Rat BCAM / CD239

## Antibody description

Rabbit monoclonal to BCAM / CD239

## Preparation

This antibody was obtained from a rabbit immunized with purified, recombinant Rat BCAM / CD239 (rR BCAM / CD239; Q9ESS6; Met1-Ala543).

## Formulation

0.2 µm filtered solution in PBS

## Storage

This antibody can be stored at 2°C-8°C for one month without detectable loss of activity. Antibody products are stable for twelve months from date of receipt when stored at -20°C to -80°C.

Preservative-Free.

Sodium azide is recommended to avoid contamination (final concentration 0.05%-0.1%). It is toxic to cells and should be disposed of properly. Avoid repeated freeze-thaw cycles.

## Clonality

Monoclonal

## Ig Type

Rabbit IgG

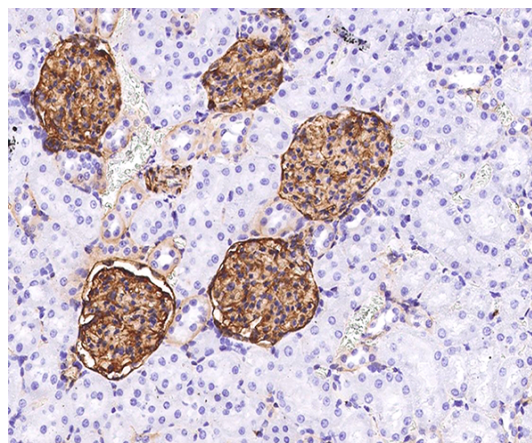
## Applications

IHC-P

## Dilutions

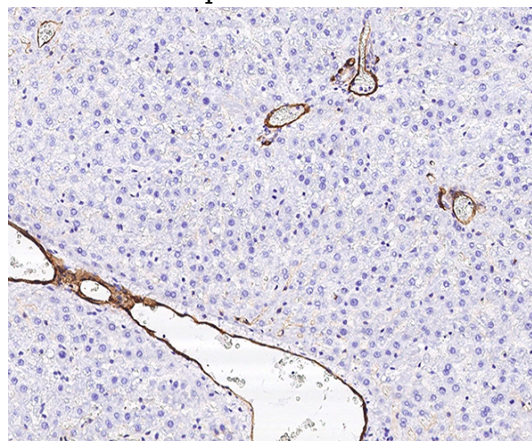
IHC-P: 1-10 µg/mL

## Validations



BCAM / CD239 Antibody, Rabbit MAb, Immunohistochemistry

Immunochemical staining of rat BCAM in rat kidney with rabbit monoclonal antibody (5 µg/mL, formalin-fixed paraffin embedded sections).



BCAM / CD239 Antibody, Rabbit MAb, Immunohistochemistry

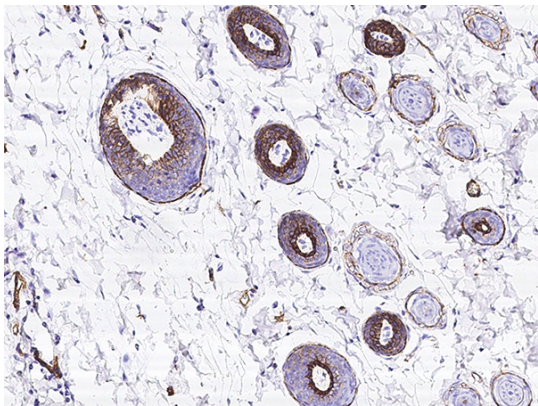
Immunochemical staining of rat BCAM in rat liver with rabbit monoclonal antibody (5 µg/mL, formalin-fixed paraffin embedded sections).

# Anti-BCAM / CD239 antibody



Catalog Number: 100433

---



BCAM / CD239 Antibody, Rabbit MAb,  
Immunohistochemistry

Immunochemical staining of rat BCAM in rat skin  
with rabbit monoclonal antibody (5  $\mu\text{g}/\text{mL}$ ,  
formalin-fixed paraffin embedded sections).