

Caspase 8/p18 antibody



Catalog Number: 107033

Product name

Caspase 8/p18 antibody

IP: 1:200-1:2000

IHC: 1:20-1:200

Specificity

Human; other species not tested.

Antibody description

Caspase 8/p18 Mouse Monoclonal antibody.
Positive WB detected in HeLa cells, HepG2 cells.
Positive IP detected in HepG2 cells. Positive IHC detected in human liver tissue. Observed molecular weight by Western-blot: 60,50,45,18 kDa

Preparation

This antibody was obtained by immunization of Caspase 8/p18 recombinant protein (Accession Number: BC028223). Purification method: Protein A purified.

Formulation

PBS with 0.02% sodium azide and 50% glycerol pH 7.3.

Storage

Store at -20°C. DO NOT ALIQUOT

Clonality

Monoclonal

Ig Type

Mouse IgG2b

Applications

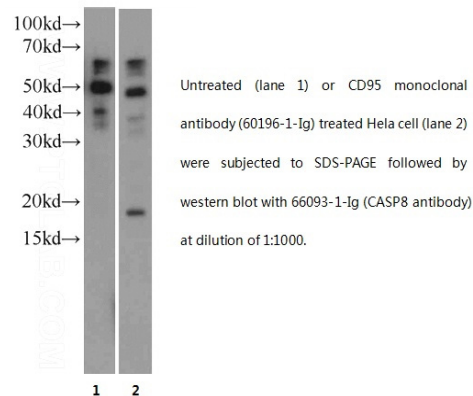
ELISA, IHC, WB, IP

Dilutions

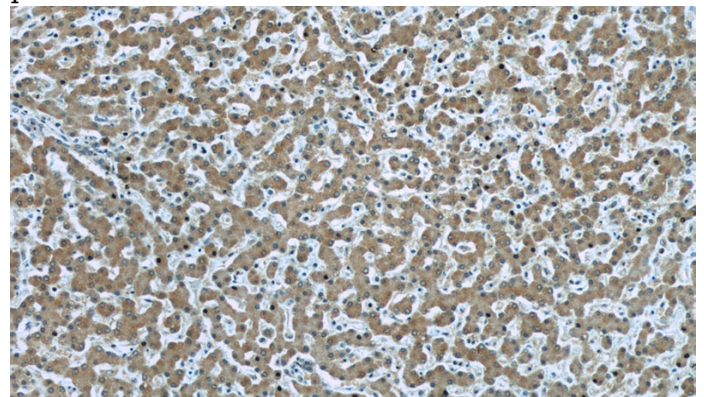
Recommended Dilution:

WB: 1:500-1:5000

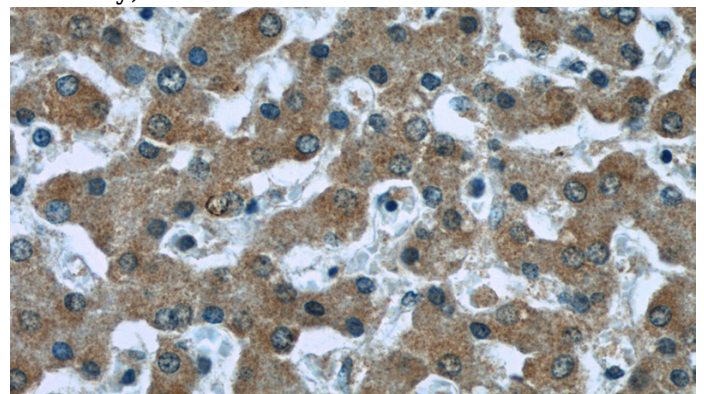
Validations



WB result of CASP8 with normal and apoptosis HeLa cell. P18 can be get in the apoptosis cell. 60kd,50kd and 45kd bands are some isoforms of precursor CASP8.



Immunohistochemistry of paraffin-embedded human liver slide using Catalog No:107033(CASP8 Antibody) at dilution of 1:50



Immunohistochemistry of paraffin-embedded

Caspase 8/p18 antibody

Catalog Number: 107033

human liver slide using Catalog No:107033(CASP8 Antibody) at dilution of 1:50

IP Result of anti-Caspase 8 (IP:Catalog No:107033, 5ug; Detection:Catalog No:107033 1:500) with HepG2 cells lysate 2400ug.

