

# ACADVL antibody



Catalog Number: 107723

## Product name

ACADVL antibody

## Immunogen

[Human ACADVL Recombinant protein \(His tag\)](#)

## Specificity

Human, Mouse, Rat; other species not tested.

## Antibody description

ACADVL Rabbit Polyclonal antibody. Positive IHC detected in human liver cancer tissue. Positive IP detected in HeLa cells. Positive WB detected in mouse liver tissue, HeLa cells, mouse brain tissue. Observed molecular weight by Western-blot: 98 kDa, 51 kDa

## Preparation

This antibody was obtained by immunization of ACADVL recombinant protein (Accession Number: NM\_000018). Purification method: Antigen affinity purified.

## Formulation

PBS with 0.02% sodium azide and 50% glycerol pH 7.3.

## Storage

Store at -20°C. DO NOT ALIQUOT

## Clonality

Polyclonal

## Ig Type

Rabbit IgG

## Applications

ELISA, WB, IHC, IP

## Dilutions


Recommended Dilution:

WB: 1:200-1:2000

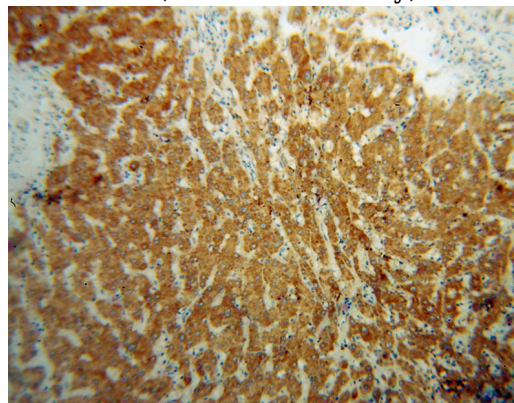
IP: 1:200-1:2000

IHC: 1:20-1:200

## Validations



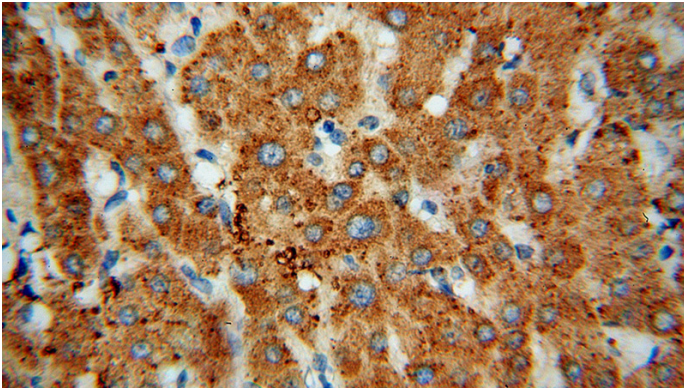
mouse liver tissue were subjected to SDS PAGE followed by western blot with Catalog No:107723(ACADVL antibody) at dilution of 1:500



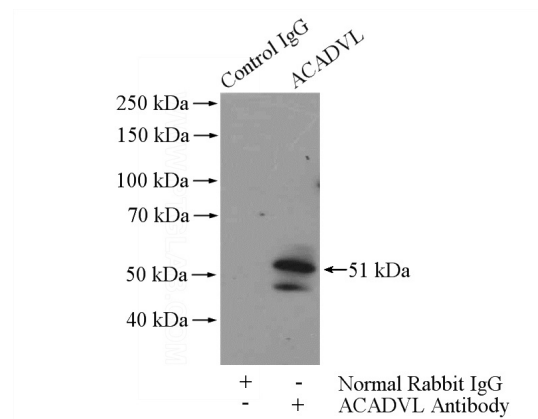
Immunohistochemical of paraffin-embedded human liver cancer using Catalog No:107723(ACADVL antibody) at dilution of 1:50 (under 10x lens)

# ACADVL antibody

Catalog Number: 107723



Immunohistochemical of paraffin-embedded human liver cancer using Catalog No:107723(ACADVL antibody) at dilution of 1:50 (under 40x lens)



IP Result of anti-ACADVL (IP:Catalog No:107723, 4ug; Detection:Catalog No:107723 1:500) with HeLa cells lysate 2800ug.