

NCALD antibody

Catalog Number: 107323

Product name

NCALD antibody

Specificity

Human; other species not tested.

Antibody description

NCALD Mouse Monoclonal antibody. Positive WB detected in Human brain, human brain tissue. Positive IHC detected in human cerebellum tissue, human testis tissue. Observed molecular weight by Western-blot: 22kD

Preparation

This antibody was obtained by immunization of NCALD recombinant protein (Accession Number: XM_017013902). Purification method: Protein A purified.

Formulation

PBS with 0.02% sodium azide and 50% glycerol pH 7.3.

Storage

Store at -20°C. DO NOT ALIQUOT

Clonality

Monoclonal

Ig Type

Mouse IgG2a

Applications

ELISA, WB, IHC


Dilutions

Recommended Dilution:

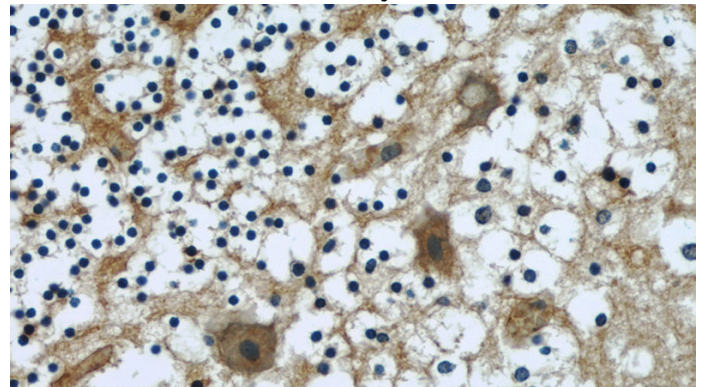
WB: 1:500-1:5000

IHC: 1:20-1:200

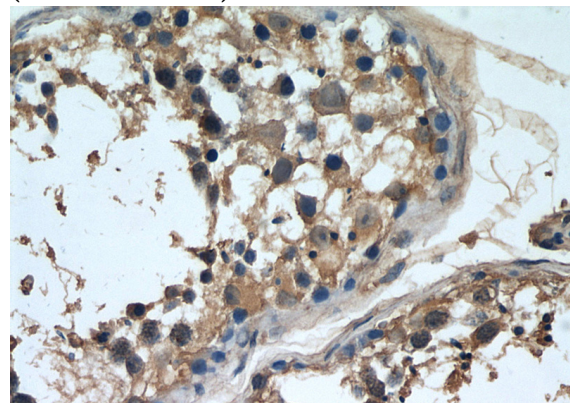
Validations



human brain tissue were subjected to SDS PAGE followed by western blot with Catalog No:107323(NCALD antibody) at dilution of 1:1000



Immunohistochemical of paraffin-embedded human cerebellum using Catalog No:107323(NCALD antibody) at dilution of 1:50 (under 40x lens)



Immunohistochemistry of paraffin-embedded human testis slide using Catalog No:107323(NCALD Antibody) at dilution of 1:50