

# Thyroglobulin antibody

Catalog Number: 107623

## Product name

Thyroglobulin antibody

## Specificity

Human; other species not tested.

## Antibody description

Thyroglobulin Mouse Monoclonal antibody. Positive WB detected in Transfected HEK-293 cells. Positive IHC detected in human thyroid tissue, human thyroid cancer tissue.

## Preparation

This antibody was obtained by immunization of Thyroglobulin recombinant protein (Accession Number: NM\_003235). Purification method: Protein A purified.

## Formulation

PBS with 0.02% sodium azide and 50% glycerol pH 7.3.

## Storage

Store at -20°C. DO NOT ALIQUOT

## Clonality

Monoclonal

## Ig Type

Mouse IgG2a

## Applications

ELISA, WB, IHC

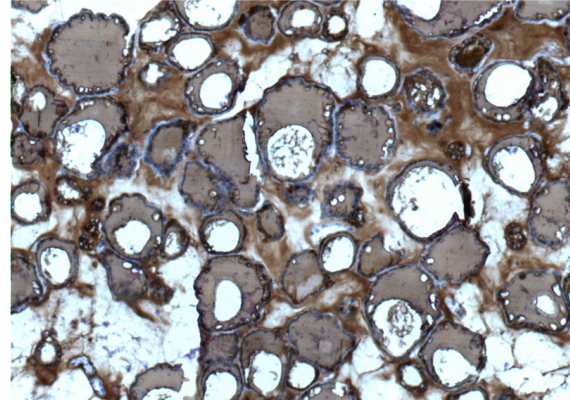
## Dilutions

Recommended Dilution:

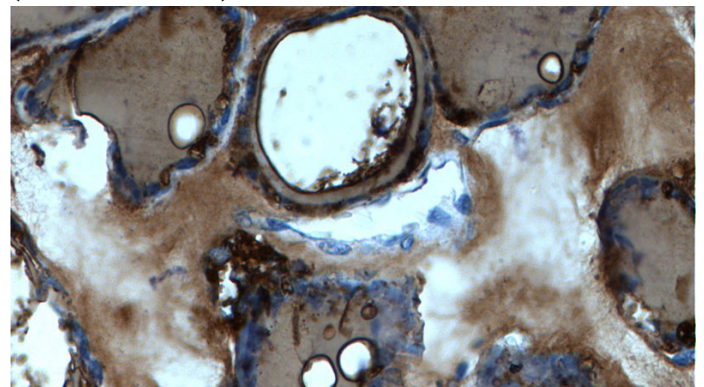
WB: 1:500-1:5000

IHC: 1:50-1:500

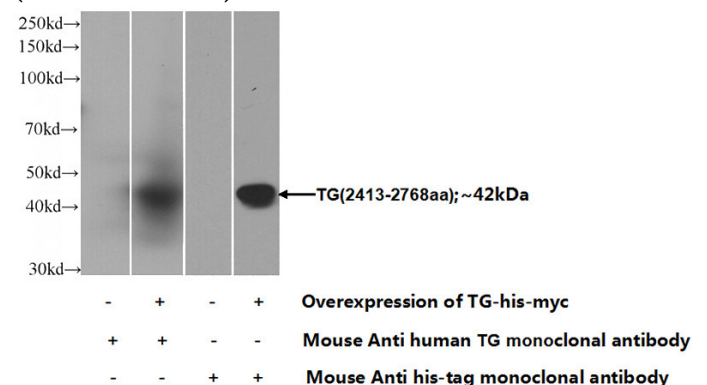
## Validations



Immunohistochemistry of paraffin-embedded human thyroid tissue slide using Catalog No:107623(TG Antibody) at dilution of 1:200 (under 10x lens).



Immunohistochemistry of paraffin-embedded human thyroid tissue slide using Catalog No:107623(TG Antibody) at dilution of 1:200 (under 40x lens).



Transfected HEK-293 cells were subjected to SDS PAGE followed by western blot with Catalog No:107623(TG Antibody) at dilution of 1:1000