

Myelin basic protein antibody



Catalog Number: 112923

Product name

Myelin basic protein antibody

Immunogen

[Human MBP Recombinant protein \(GST tag\)](#)

Specificity

Human, Mouse, Rat; other species not tested.

Antibody description

Myelin basic protein Rabbit Polyclonal antibody.
Positive WB detected in mouse brain tissue.
Positive IHC detected in human brain tissue,
human gliomas tissue. Observed molecular weight
by Western-blot: 17-22 kDa

Preparation

This antibody was obtained by immunization of
Myelin basic protein recombinant protein
(Accession Number: NM_001025090). Purification
method: Antigen affinity purified.

Formulation

PBS with 0.1% sodium azide and 50% glycerol pH
7.3.

Storage

Store at -20°C. DO NOT ALIQUOT

Clonality

Polyclonal

Ig Type

Rabbit IgG

Applications

ELISA, WB, IHC


Dilutions

Recommended Dilution:

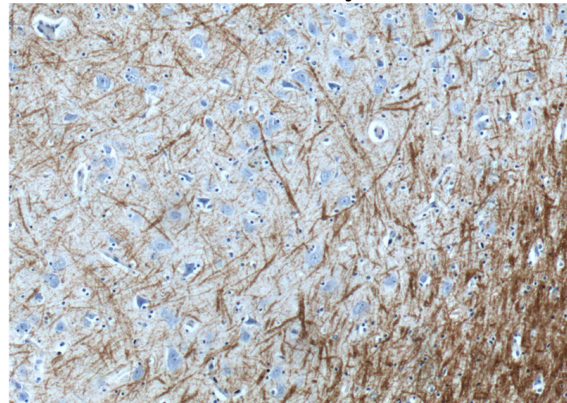
WB: 1:1000-1:10000

IHC: 1:50-1:500

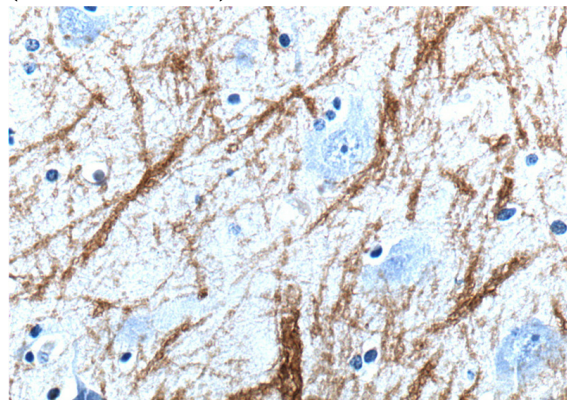
Validations



mouse brain tissue were subjected to SDS PAGE
followed by western blot with Catalog
No:112923(MBP Antibody) at dilution of 1:3000



Immunohistochemistry of paraffin-embedded
human brain tissue slide using Catalog
No:112923(MBP Antibody) at dilution of 1:200
(under 10x lens).



Myelin basic protein antibody



Catalog Number: 112923

Immunohistochemistry of paraffin-embedded human brain tissue slide using Catalog

No:112923(MBP Antibody) at dilution of 1:200 (under 40x lens).