

# IQCK antibody

Catalog Number: 111823

## Product name

IQCK antibody

IHC: 1:20-1:200

IF: 1:20-1:200


## Specificity

Human, Mouse; other species not tested.

## Validations

## Antibody description

IQCK Rabbit Polyclonal antibody. Positive WB detected in mouse testis tissue. Positive IF detected in COLO 320 cells. Positive IHC detected in human colon cancer tissue, human testis tissue. Observed molecular weight by Western-blot: 33 kDa



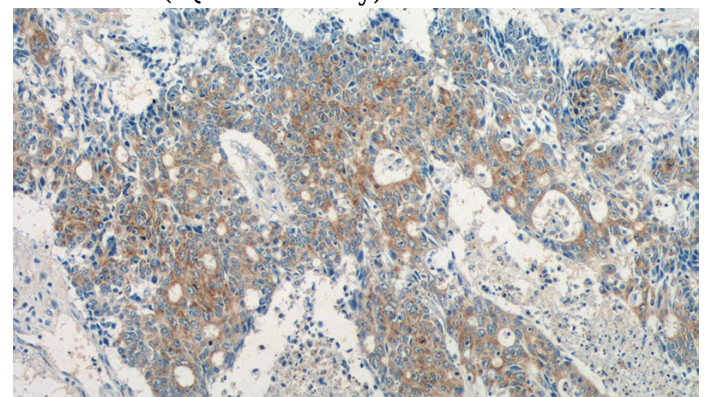
## Preparation

This antibody was obtained by immunization of IQCK recombinant protein (Accession Number: NM\_153208). Purification method: Antigen affinity purified.

mouse testis tissue were subjected to SDS PAGE followed by western blot with Catalog No:111823(IQCK Antibody) at dilution of 1:600

## Formulation

PBS with 0.1% sodium azide and 50% glycerol pH 7.3.



## Storage

Store at -20°C. DO NOT ALIQUOT

## Clonality

Polyclonal

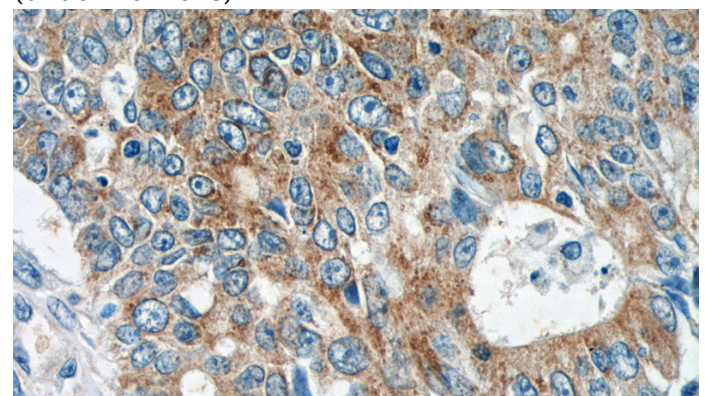
Immunohistochemistry of paraffin-embedded human colon cancer tissue slide using Catalog No:111823(IQCK Antibody) at dilution of 1:50 (under 10x lens)

## Ig Type

Rabbit IgG

## Applications

ELISA, WB, IF, IHC



## Dilutions

Recommended Dilution:

WB: 1:200-1:2000

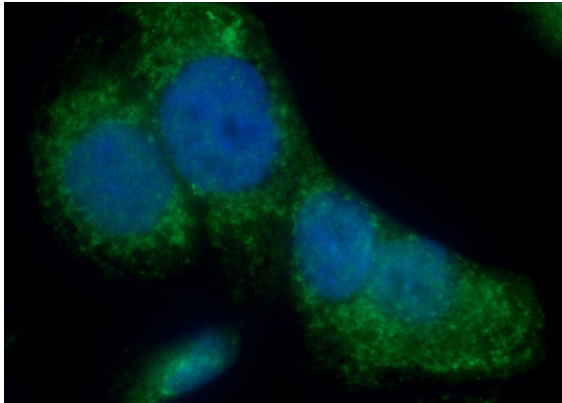
Immunohistochemistry of paraffin-embedded

# IQCK antibody

Catalog Number: 111823

---

human colon cancer tissue slide using Catalog No:111823(IQCK Antibody) at dilution of 1:50 (under 40x lens)



Immunofluorescent analysis of COLO 320 cells using Catalog No:111823(IQCK Antibody) at dilution of 1:50 and Alexa Fluor 488-conjugated AffiniPure Goat Anti-Rabbit IgG(H+L)