

C2orf47 antibody

Catalog Number: 108713

Product name

C2orf47 antibody

Specificity

Human, Mouse; other species not tested.

Antibody description

C2orf47 Rabbit Polyclonal antibody. Positive IHC detected in human small intestine tissue, human stomach tissue. Positive WB detected in mouse kidney tissue, HeLa cells, PC-3 cells. Observed molecular weight by Western-blot: 38 kDa

Preparation

This antibody was obtained by immunization of C2orf47 recombinant protein (Accession Number: NM_001394955). Purification method: Antigen affinity purified.

Formulation

PBS with 0.1% sodium azide and 50% glycerol pH 7.3.

Storage

Store at -20°C. DO NOT ALIQUOT

Clonality

Polyclonal

Ig Type

Rabbit IgG

Applications

ELISA, WB, IHC

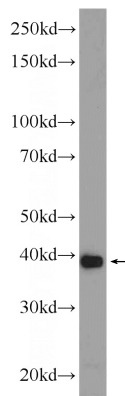
Dilutions

Recommended Dilution:

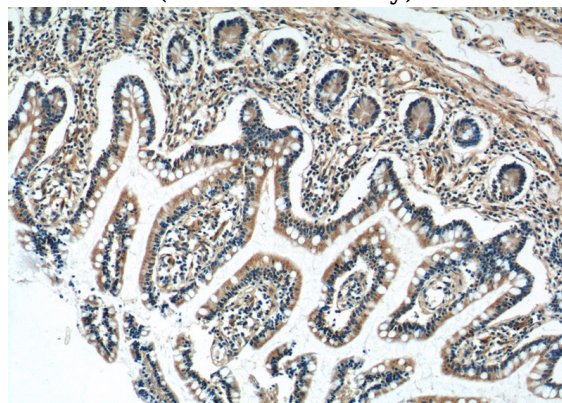
WB: 1:200-1:2000

IHC: 1:20-1:200

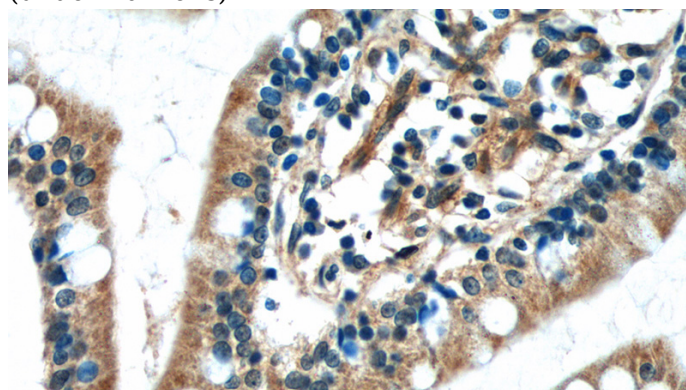
Validations



mouse kidney tissue were subjected to SDS PAGE followed by western blot with Catalog No:108713(C2orf47 Antibody) at dilution of 1:600



Immunohistochemistry of paraffin-embedded human small intestine tissue slide using Catalog No:108713(C2orf47 Antibody) at dilution of 1:50 (under 10x lens)



Immunohistochemistry of paraffin-embedded human small intestine tissue slide using Catalog No:108713(C2orf47 Antibody) at dilution of 1:50

C2orf47 antibody



Catalog Number: 108713

(under 40x lens)