

# ACTO9 antibody

Catalog Number: 107713

## Product name

ACTO9 antibody

## Specificity

Human, Mouse, Rat; other species not tested.

## Antibody description

ACTO9 Rabbit Polyclonal antibody. Positive IHC detected in human kidney tissue, mouse kidney tissue, rat kidney tissue. Positive WB detected in MCF7 cells. Observed molecular weight by Western-blot: 45-48kd

## Preparation

This antibody was obtained by immunization of ACTO9 recombinant protein (Accession Number: BC012573). Purification method: Antigen affinity purified.

## Formulation

PBS with 0.02% sodium azide and 50% glycerol pH 7.3.

## Storage

Store at -20°C. DO NOT ALIQUOT

## Clonality

Polyclonal

## Ig Type

Rabbit IgG

## Applications

ELISA, WB, IHC


## Dilutions

Recommended Dilution:

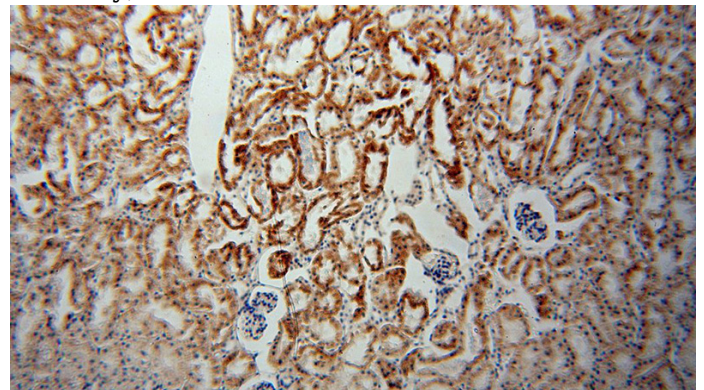
WB: 1:500-1:5000

IHC: 1:20-1:200

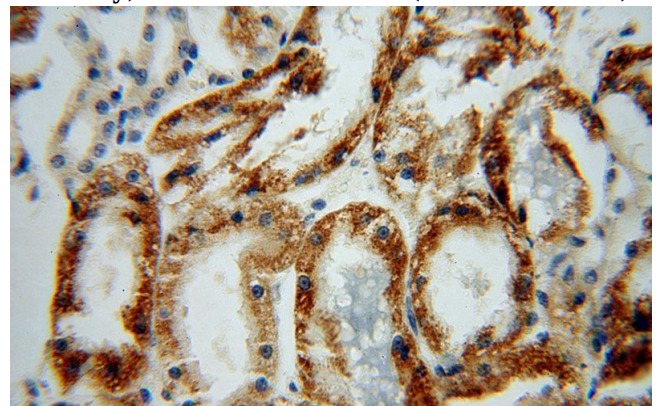
## Validations



MCF7 cells were subjected to SDS PAGE followed by western blot with Catalog No:107713(ACOT9 antibody) at dilution of 1:1000



Immunohistochemical of paraffin-embedded human kidney using Catalog No:107713(ACOT9 antibody) at dilution of 1:100 (under 10x lens)



Immunohistochemical of paraffin-embedded human kidney using Catalog No:107713(ACOT9 antibody) at dilution of 1:100 (under 40x lens)