

PER3 antibody

Catalog Number: 113713

Product name

PER3 antibody

IHC: 1:20-1:200

IF: 1:50-1:500

Specificity

Human, Mouse, Rat; other species not tested.

Antibody description

PER3 Rabbit Polyclonal antibody. Positive IHC detected in human colon cancer tissue. Positive IF detected in HeLa cells. Positive WB detected in HeLa cells. Observed molecular weight by Western-blot: 132 kDa

Preparation

This antibody was obtained by immunization of PER3 recombinant protein (Accession Number: BC026102). Purification method: Antigen affinity purified.

Formulation

PBS with 0.1% sodium azide and 50% glycerol pH 7.3.

Storage

Store at -20°C. DO NOT ALIQUOT

Clonality

Polyclonal

Ig Type

Rabbit IgG

Applications


ELISA, WB, IHC, IF

Dilutions

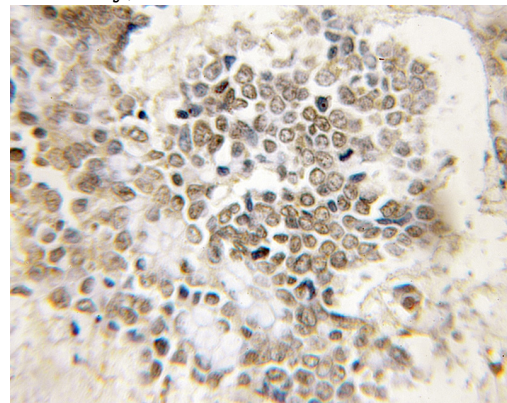
Recommended Dilution:

WB: 1:200-1:2000

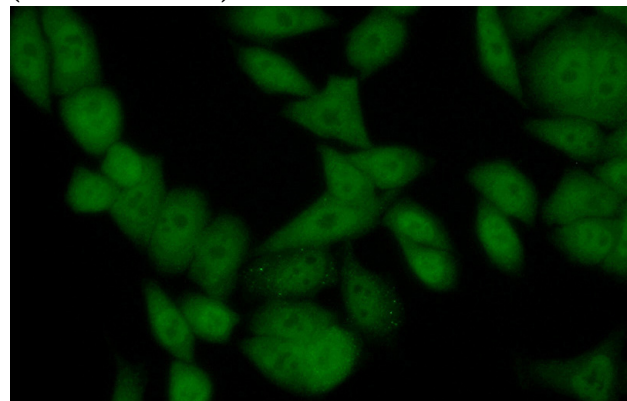
Validations



HeLa cells were subjected to SDS PAGE followed by western blot with Catalog No:113713(PER3 antibody) at dilution of 1:400



Immunohistochemical of paraffin-embedded human colon cancer using Catalog No:113713(PER3 antibody) at dilution of 1:50 (under 10x lens)



Immunofluorescent analysis of (10%

PER3 antibody



Catalog Number: 113713

Formaldehyde) fixed HeLa cells using Catalog
No:113713(PER3 Antibody) at dilution of 1:50 and

Alexa Fluor 488-conjugated AffiniPure Goat Anti-
Rabbit IgG(H+L)