

Anti-PRK2 (4C2) Mouse antibody



Catalog Number: 168313

Product name

Anti-PRK2 (4C2) Mouse antibody

Specificity

Human, Monkey, Mouse, Rat

Antibody description

PRK2 (4C2) Mouse monoclonal antibody

Preparation

Antigen: Purified recombinant fragment of human PRK2 expressed in E. Coli.

Formulation

Ascitic fluid containing 0.03% sodium azide.

Storage

Store at 4°C short term. Store at -20°C long term. Avoid freeze / thaw cycle.

Clonality

Monoclonal

Ig Type

Mouse IgG1

Applications

WB, IHC-P, FC

Dilutions

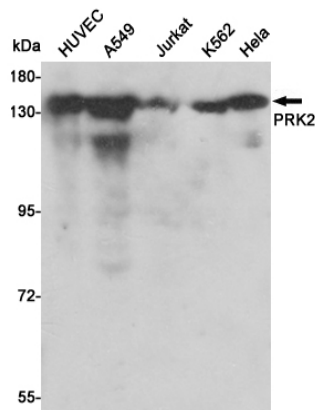
WB: 1/500 - 1/2000

IHC: 1/200 - 1/1000

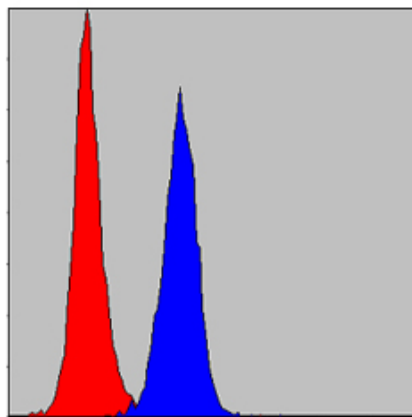
FC: 1/200 - 1/400

ELISA: 1/10000

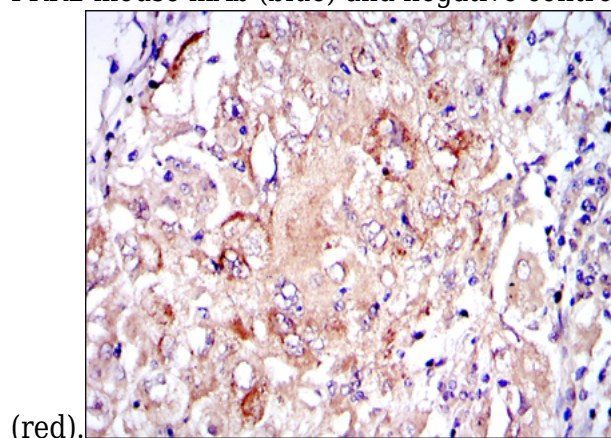
Validations



Western blot detection of PRK2 in HUVEC, A549, Jurkat, K562 and Hela cell lysates using PRK2 mouse mAb (1:500 diluted). Predicted band size: 140 kDa. Observed band size: 140 kDa.



Flow cytometric analysis of NIH/3T3 cells using PRK2 mouse mAb (blue) and negative control (red).

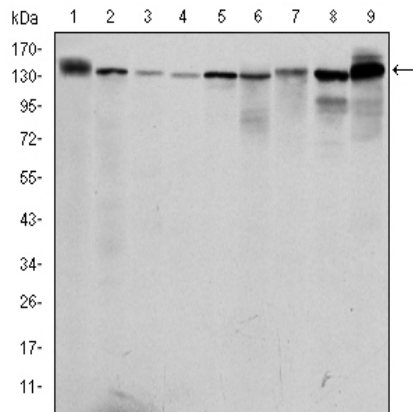


Immunohistochemical analysis of paraffin-embedded lung cancer tissues using PRK2 mouse mAb with DAB staining.

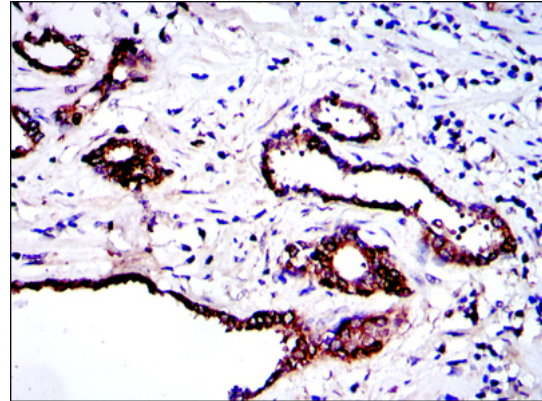
Anti-PRK2 (4C2) Mouse antibody



Catalog Number: 168313



HEK293 (9) cell lysate.



Western blot analysis using PRK2 mouse mAb against PC-12 (1), Cos7 (2), K562 (3), Jurkat (4), HeLa (5), A431 (6), C6 (7), NIH/3T3 (8) and

Immunohistochemical analysis of paraffin-embedded prostate tissues using PRK2 mouse mAb with DAB staining.