

CHGA Polyclonal Antibody



Catalog Number: 163313

Product name

CHGA Polyclonal Antibody

Specificity

Human, Mouse, Rat

Antibody description

Polyclonal antibody to CHGA

Preparation

Antigen: Recombinant fusion protein containing a sequence corresponding to amino acids 230-380 of human CHGA (NP_001266.1).

Formulation

PBS with 0.02% sodium azide, 50% glycerol, pH7.3.

Storage

Store at -20°C. Avoid freeze / thaw cycles.

Clonality

Polyclonal

Ig Type

Rabbit IgG

Applications

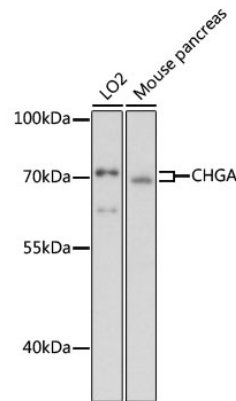
WB, IHC

Dilutions

WB 1:500 - 1:2000

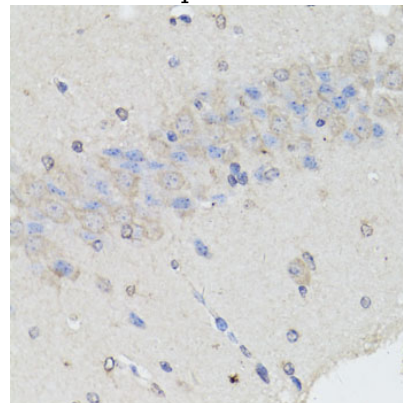
IHC 1:50 - 1:200

Validations



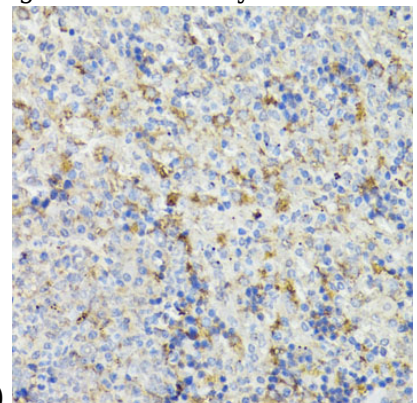
Western blot - CHGA Polyclonal Antibody

Western blot analysis of extracts of various cell lines, using CHGA antibody at 1:1000 dilution. Secondary antibody: HRP Goat Anti-Rabbit IgG (H+L) at 1:10000 dilution. Lysates/proteins: 25ug per lane. Blocking buffer: 3% nonfat dry milk in TBST. Detection: ECL Basic Kit. Exposure time: 90s.



Immunohistochemistry - CHGA Polyclonal Antibody

Immunohistochemistry of paraffin-embedded mouse brain using CHGA antibody at dilution of



1:150 (40x lens).

CHGA Polyclonal Antibody



Catalog Number: 163313

Immunohistochemistry - CHGA Polyclonal Antibody

Immunohistochemistry of paraffin-embedded mouse spleen using CHGA antibody at dilution of 1:150 (40x lens).