

HGD antibody

Catalog Number: 111313

Product name

HGD antibody

Specificity

Human, Mouse, Rat; other species not tested.

Antibody description

HGD Rabbit Polyclonal antibody. Positive IHC detected in human liver tissue. Positive WB detected in human liver tissue, HeLa cells. Observed molecular weight by Western-blot: 50kd

Preparation

This antibody was obtained by immunization of HGD recombinant protein (Accession Number: BC020792). Purification method: Antigen affinity purified.

Formulation

PBS with 0.02% sodium azide and 50% glycerol pH 7.3.

Storage

Store at -20°C. DO NOT ALIQUOT

Clonality

Polyclonal

Ig Type

Rabbit IgG

Applications

ELISA, WB, IHC


Dilutions

Recommended Dilution:

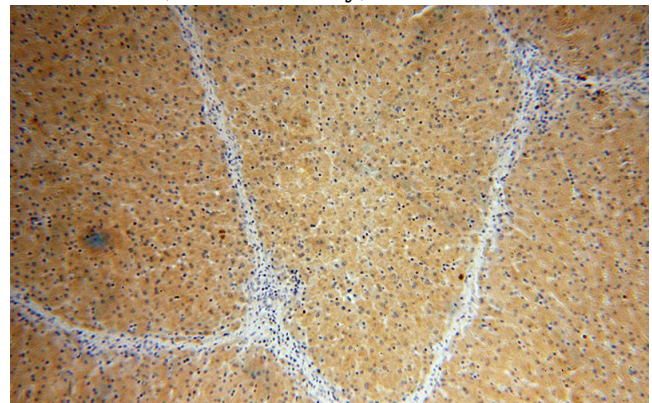
WB: 1:500-1:5000

IHC: 1:20-1:200

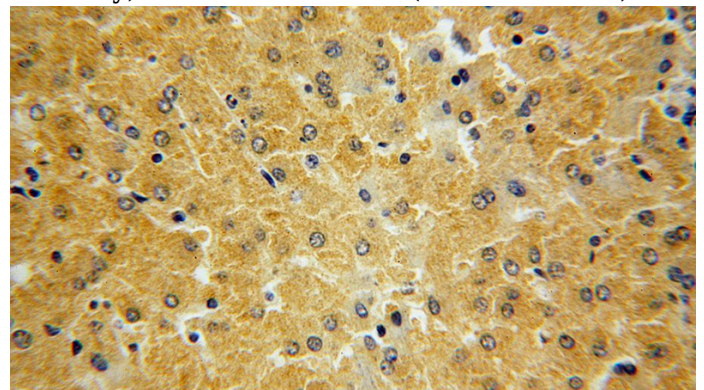
Validations



human liver tissue were subjected to SDS PAGE followed by western blot with Catalog No:111313(HGD antibody) at dilution of 1:500



Immunohistochemical of paraffin-embedded human liver using Catalog No:111313(HGD antibody) at dilution of 1:100 (under 10x lens)



Immunohistochemical of paraffin-embedded human liver using Catalog No:111313(HGD antibody) at dilution of 1:100 (under 40x lens)