

RAD23A antibody

Catalog Number: 114513

Product name

RAD23A antibody

IP: 1:200-1:2000

IHC: 1:20-1:200

Specificity

Human, Mouse, Rat; other species not tested.

Antibody description

RAD23A Rabbit Polyclonal antibody. Positive IHC detected in human lymphoma tissue. Positive IP detected in Jurkat cells. Positive WB detected in Jurkat cells, mouse spleen tissue, rat spleen tissue. Observed molecular weight by Western-blot: 55kd

Preparation

This antibody was obtained by immunization of RAD23A recombinant protein (Accession Number: NM_005053). Purification method: Antigen affinity purified.

Formulation

PBS with 0.1% sodium azide and 50% glycerol pH 7.3.

Storage

Store at -20°C. DO NOT ALIQUOT

Clonality

Polyclonal

Ig Type

Rabbit IgG

Applications


ELISA, WB, IHC, IP

Dilutions

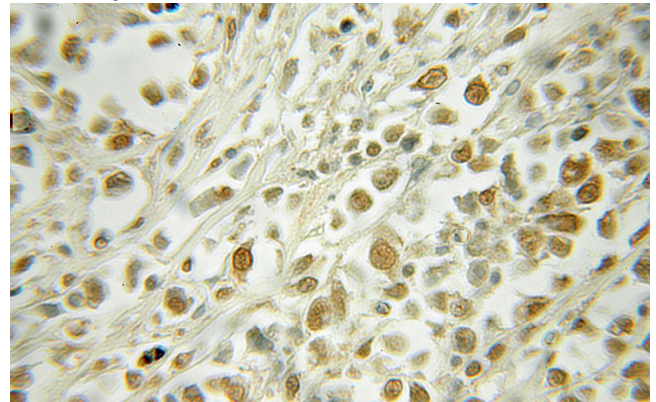
Recommended Dilution:

WB: 1:1000-1:10000

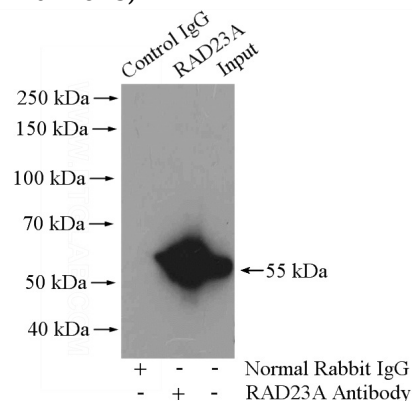
Validations



Jurkat cells were subjected to SDS PAGE followed by western blot with Catalog No:114513(RAD23A antibody) at dilution of 1:500



Immunohistochemical of paraffin-embedded human lymphoma using Catalog No:114513(RAD23A antibody) at dilution of 1:50 (under 10x lens)



IP Result of anti-RAD23A (IP:Catalog No:114513,

RAD23A antibody



Catalog Number: 114513

4ug; Detection:Catalog No:114513 1:500) with Jurkat cells lysate 4000ug.