

# QARS Polyclonal Antibody



Catalog Number: 165113

## Product name

QARS Polyclonal Antibody

## Specificity

Human, Mouse

## Antibody description

Polyclonal antibody to QARS

## Preparation

Antigen: Recombinant fusion protein containing a sequence corresponding to amino acids 1-250 of human QARS (NP\_005042.1).

## Formulation

PBS with 0.02% sodium azide, 50% glycerol, pH7.3.

## Storage

Store at -20°C. Avoid freeze / thaw cycles.

## Clonality

Polyclonal

## Ig Type

Rabbit IgG

## Applications

WB, IHC, IF

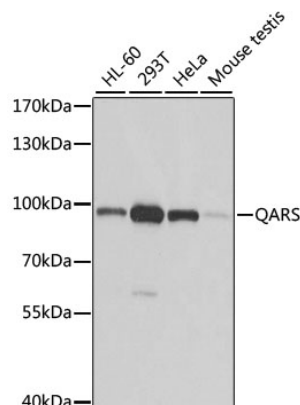
## Dilutions

WB 1:500 - 1:2000

IHC 1:50 - 1:200

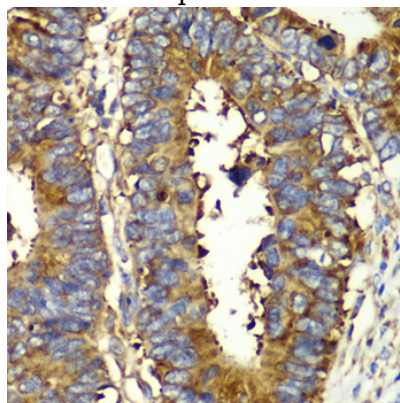
IF 1:50 - 1:100

## Validations



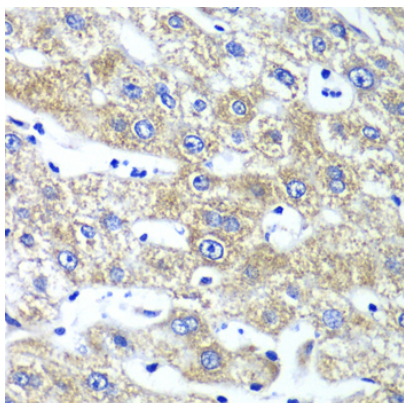
Western blot - QARS Polyclonal Antibody

Western blot analysis of extracts of various cell lines, using QARS antibody at 1:1000 dilution. Secondary antibody: HRP Goat Anti-Rabbit IgG (H+L) at 1:10000 dilution. Lysates/proteins: 25ug per lane. Blocking buffer: 3% nonfat dry milk in TBST. Detection: ECL Basic Kit. Exposure time: 1s.



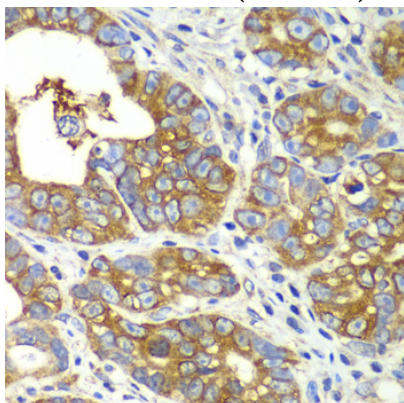
Immunohistochemistry - QARS Polyclonal Antibody

Immunohistochemistry of paraffin-embedded human colon carcinoma using QARS antibody at dilution of 1:100 (40x lens).



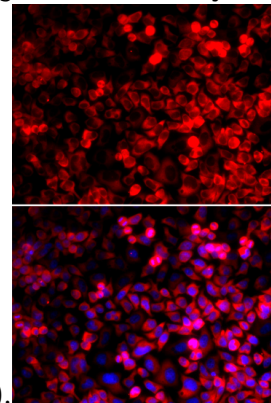
Immunohistochemistry - QARS Polyclonal Antibody

Immunohistochemistry of paraffin-embedded human liver injury using QARS antibody at dilution of 1:100 (40x lens).



Immunohistochemistry - QARS Polyclonal Antibody

Immunohistochemistry of paraffin-embedded human gastric cancer using QARS antibody at



dilution of 1:100 (40x lens).

Immunofluorescence - QARS Polyclonal Antibody  
Immunofluorescence analysis of U2OS cells using QARS antibody . Blue: DAPI for nuclear staining.