

Cytokeratin 8 antibody



Catalog Number: 109813

Product name

Cytokeratin 8 antibody

Specificity

Human, Mouse, Rat; other species not tested.

Antibody description

Cytokeratin 8 Rabbit Polyclonal antibody. Positive WB detected in MCF7 cells, A431 cells, A549 cells, COLO 320 cells, HeLa cells, rat skin tissue. Positive FC detected in HepG2 cells, MCF-7 cells. Positive IF detected in MCF-7 cells, A431 cells, HepG2 cells. Positive IHC detected in human colon tissue, human breast cancer tissue, human placenta tissue, human prostate cancer tissue. Observed molecular weight by Western-blot: 52 kDa

Preparation

This antibody was obtained by immunization of Cytokeratin 8 recombinant protein (Accession Number: NM_001256293). Purification method: Antigen affinity purified.

Formulation

PBS with 0.02% sodium azide and 50% glycerol pH 7.3.

Storage

Store at -20°C. DO NOT ALIQUOT

Clonality

Polyclonal

Ig Type

Rabbit IgG

Applications

ELISA, WB, FC, IF, IHC

Dilutions


Recommended Dilution:

WB: 1:500-1:5000

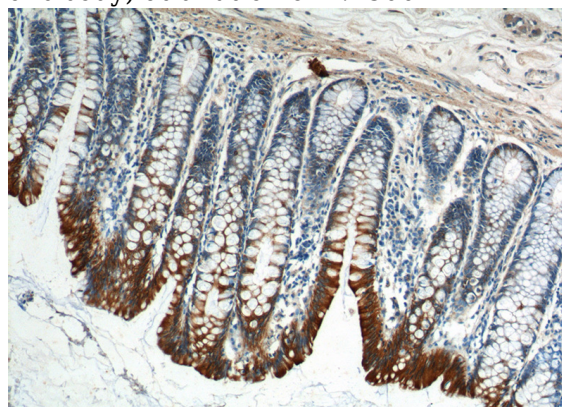
IHC: 1:20-1:200

IF: 1:10-1:100

Validations



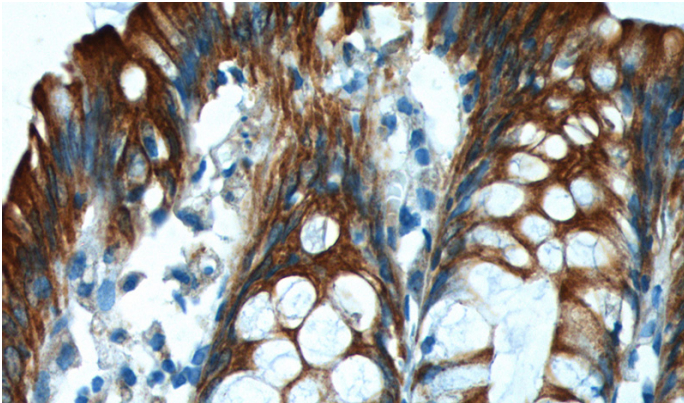
MCF7 cells were subjected to SDS PAGE followed by western blot with Catalog No:109813(KRT8 antibody) at dilution of 1:1500



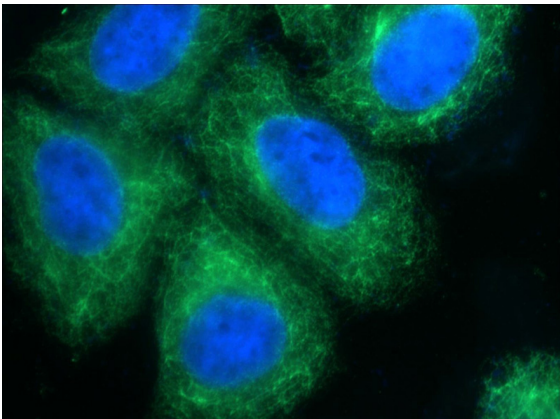
Immunohistochemistry of paraffin-embedded human colon tissue slide using Catalog No:109813(KRT8 Antibody) at dilution of 1:200 (under 10x lens).


Cytokeratin 8 antibody

Catalog Number: 109813

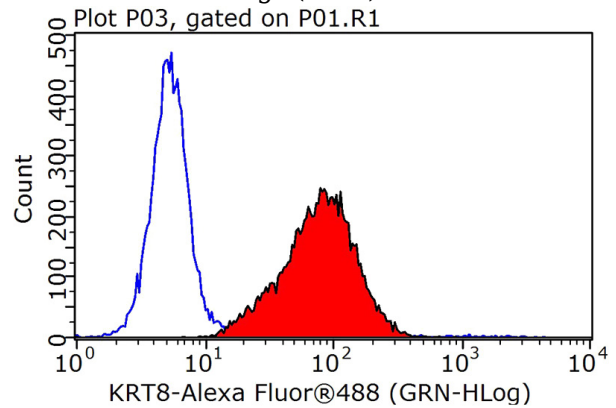


Immunohistochemistry of paraffin-embedded human colon tissue slide using Catalog No:109813(KRT8 Antibody) at dilution of 1:200 (under 40x lens).



Immunofluorescent analysis of MCF-7 cells using Catalog No:109813(KRT8 Antibody) at dilution of 1:25 and Alexa Fluor 488-conjugated AffiniPure Goat Anti-Rabbit IgG(H+L) 

Immunofluorescent analysis of MCF-7 cells using Catalog No:109813(KRT8 Antibody) at dilution of 1:25 and Alexa Fluor 488-conjugated AffiniPure Goat Anti-Rabbit IgG(H+L)



1×10^6 HepG2 cells were stained with 0.2ug KRT8 antibody (Catalog No:109813, red) and control antibody (blue). Fixed with 90% MeOH blocked with 3% BSA (30 min). Alexa Fluor 488-conjugated AffiniPure Goat Anti-Rabbit IgG(H+L) with dilution 1:1000.