

STXBP5 antibody

Catalog Number: 115813

Product name

STXBP5 antibody

IP: 1:200-1:1000

IF: 1:10-1:100


Specificity

Human, Rat; other species not tested.

Validations

Antibody description

STXBP5 Rabbit Polyclonal antibody. Positive WB detected in rat brain tissue. Positive IP detected in rat brain tissue. Positive IF detected in SH-SY5Y cells. Observed molecular weight by Western-blot: 130 kDa



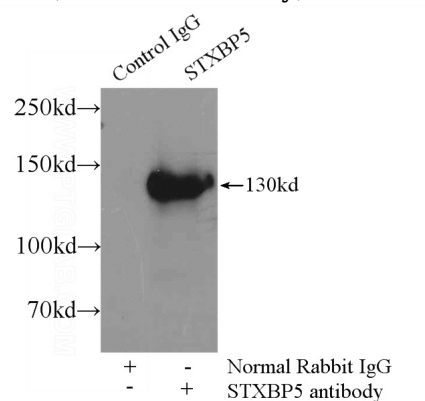
Preparation

This antibody was obtained by immunization of STXBP5 recombinant protein (Accession Number: NM_139244). Purification method: Antigen affinity purified.

rat brain tissue were subjected to SDS PAGE followed by western blot with Catalog No:115813(STXBP5 Antibody) at dilution of 1:300

Formulation

PBS with 0.1% sodium azide and 50% glycerol pH 7.3.



Storage

Store at -20°C. DO NOT ALIQUOT

IP Result of anti-STXBP5 (IP:Catalog No:115813, 5ug; Detection:Catalog No:115813 1:300) with rat brain tissue lysate 4000ug.

Clonality

Polyclonal

Ig Type

Rabbit IgG

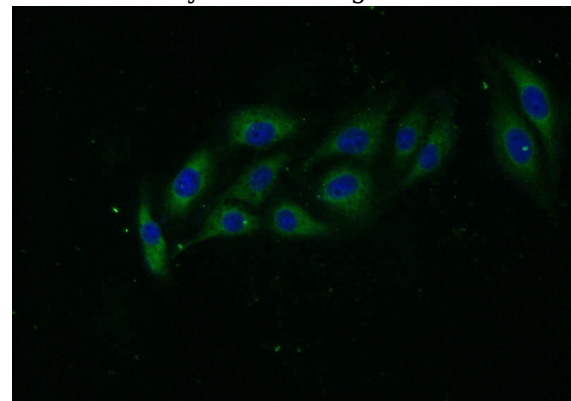
Applications

ELISA, WB, IP, IF

Dilutions

Recommended Dilution:

WB: 1:200-1:1000



Immunofluorescent analysis of SH-SY5Y cells using Catalog No:115813(STXBP5 Antibody) at

STXBP5 antibody



Catalog Number: 115813

dilution of 1:25 and Alexa Fluor 488-conjugated

AffiniPure Goat Anti-Rabbit IgG(H+L)