

GABRG2 antibody



Catalog Number: 110813

Product name

GABRG2 antibody

IP: 1:200-1:2000

IF: 1:20-1:200

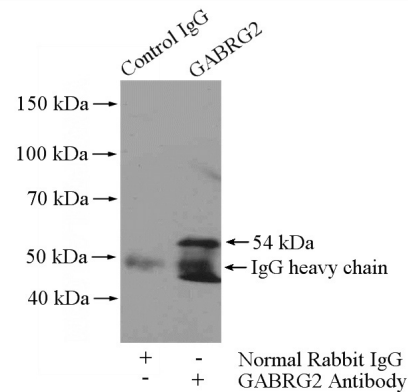
Specificity

Human, Mouse, Rat; other species not tested.

Validations

Antibody description

GABRG2 Rabbit Polyclonal antibody. Positive IF detected in mouse cerebellum tissue. Positive IP detected in mouse brain tissue. Positive WB detected in mouse brain/Neuro2a cells. Observed molecular weight by Western-blot: 54 kDa



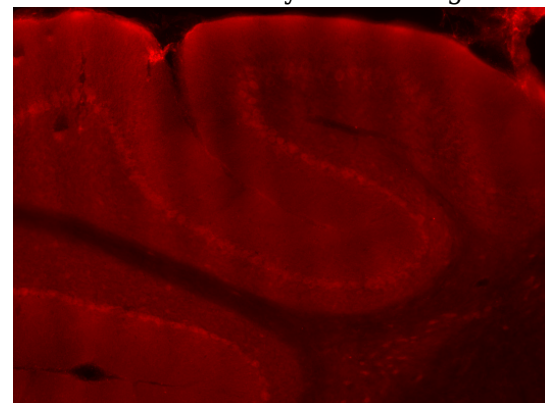
Preparation

This antibody was obtained by immunization of GABRG2 recombinant protein (Accession Number: NM_198904). Purification method: Antigen affinity purified.

IP Result of anti-GABRG2 (IP:Catalog No:110813, 4ug; Detection:Catalog No:110813 1:500) with mouse brain tissue lysate 4000ug.

Formulation

PBS with 0.02% sodium azide and 50% glycerol pH 7.3.



Storage

Store at -20°C. DO NOT ALIQUOT

Clonality

Polyclonal

IF result from Dr. Zuyuan Qian(Oregon Health & Science University).IF staining with Cy3. Fresh floating section at 40um, mouse cerebellum.

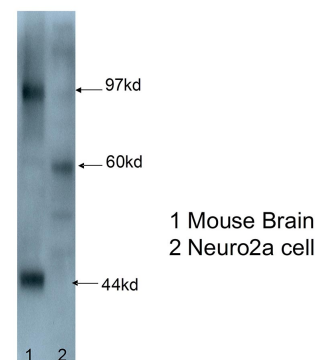
Ig Type

Rabbit IgG

WB Result of GABRG2

Applications

ELISA, WB, IF, IP



Dilutions

Recommended Dilution:

WB: 1:200-1:1000

WB result from Dr. Zuyuan Qian(Oregon Health & Science University).anti-GABRG2(Catalog

GABRG2 antibody



Catalog Number: 110813

No:110813)