

FoxO3a Polyclonal Antibody



Catalog Number: 160013

Product name

FoxO3a Polyclonal Antibody

Specificity

Human, Mouse, Rat

Antibody description

Polyclonal antibody to FoxO3a

Preparation

Antigen: Recombinant fusion protein containing a sequence corresponding to amino acids 394-672 of mouse FoxO3a (NP_062714.1).

Formulation

PBS with 0.02% sodium azide, 50% glycerol, pH7.3.

Storage

Store at -20°C. Avoid freeze / thaw cycles.

Clonality

Polyclonal

Ig Type

Rabbit IgG

Applications

WB, IHC, IF


Dilutions

WB 1:500 - 1:2000

IHC 1:50 - 1:200

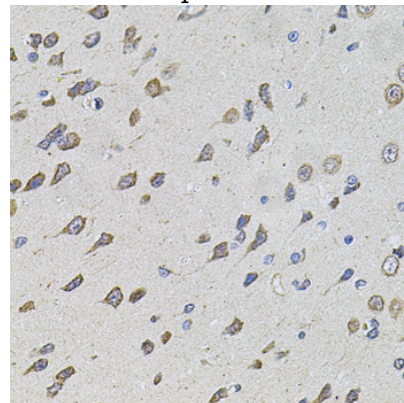
IF 1:50 - 1:200

Validations



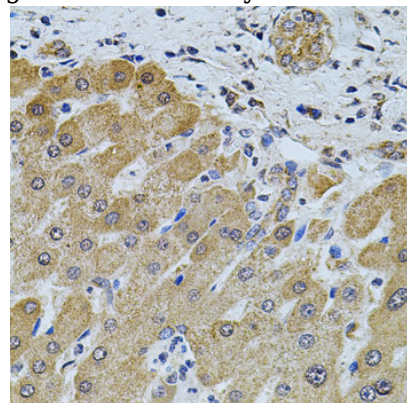
Western blot - FoxO3a Polyclonal Antibody

Western blot analysis of extracts of various cell lines, using FoxO3a antibody at 1:1000 dilution. Secondary antibody: HRP Goat Anti-Rabbit IgG (H+L) at 1:10000 dilution. Lysates/proteins: 25ug per lane. Blocking buffer: 3% nonfat dry milk in TBST. Detection: ECL Basic Kit. Exposure time: 60s.



Immunohistochemistry - FoxO3a Polyclonal Antibody

Immunohistochemistry of paraffin-embedded rat brain using FoxO3a antibody at dilution of 1:100



(40x lens).

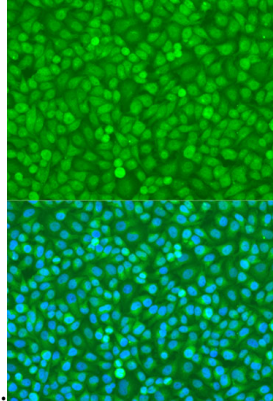
FoxO3a Polyclonal Antibody



Catalog Number: 160013

Immunohistochemistry - FoxO3a Polyclonal Antibody

Immunohistochemistry of paraffin-embedded human liver injury using FoxO3a antibody at



dilution of 1:100 (40x lens).

Immunofluorescence - FoxO3a Polyclonal Antibody

Immunofluorescence analysis of U2OS cells using FoxO3a antibody at dilution of 1:100. Blue: DAPI for nuclear staining.