

ACSS3 antibody

Catalog Number: 107703

Product name

ACSS3 antibody

Specificity

Human, Mouse, Rat; other species not tested.

Antibody description

ACSS3 Rabbit Polyclonal antibody. Positive IHC detected in human liver tissue. Positive WB detected in HepG2 cells. Observed molecular weight by Western-blot: 75 kDa

Preparation

This antibody was obtained by immunization of ACSS3 recombinant protein (Accession Number: NM_024560). Purification method: Antigen affinity purified.

Formulation

PBS with 0.02% sodium azide and 50% glycerol pH 7.3.

Storage

Store at -20°C. DO NOT ALIQUOT

Clonality

Polyclonal

Ig Type

Rabbit IgG

Applications

ELISA, IHC, WB

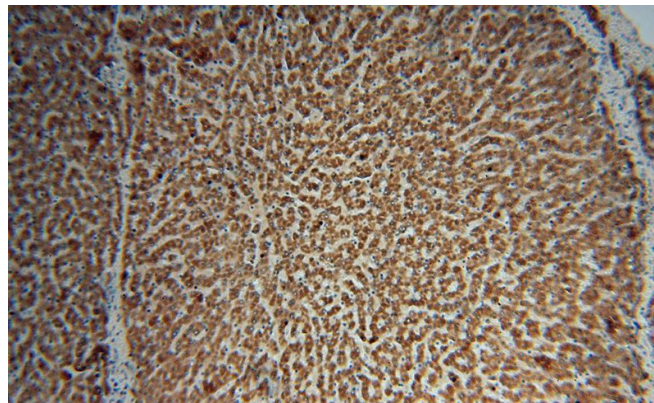
Dilutions

Recommended Dilution:

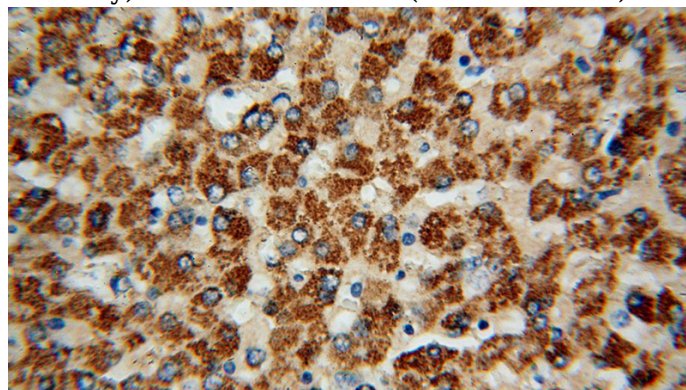
WB: 1:200-1:1000

IHC: 1:20-1:200


Validations



Immunohistochemical of paraffin-embedded human liver using Catalog No:107703(ACSS3 antibody) at dilution of 1:100 (under 10x lens)



Immunohistochemical of paraffin-embedded human liver using Catalog No:107703(ACSS3 antibody) at dilution of 1:100 (under 40x lens)



HepG2 cells were subjected to SDS PAGE followed by western blot with Catalog No:107703(ACSS3 Antibody) at dilution of 1:300