

MMP23B antibody



Catalog Number: 112703

Product name

MMP23B antibody

Immunogen

[Human MMP23B Recombinant protein \(His tag\)](#)

Specificity

Human, Mouse; other species not tested.

Antibody description

MMP23B Rabbit Polyclonal antibody. Positive IHC detected in human ovary tumor tissue. Positive FC detected in HepG2 cells. Positive WB detected in A549 cells, HepG2 cells, mouse liver tissue, PC-3 cells. Observed molecular weight by Western-blot: 46-60 kDa

Preparation

This antibody was obtained by immunization of MMP23B recombinant protein (Accession Number: NM_006983). Purification method: Antigen affinity purified.

Formulation

PBS with 0.02% sodium azide and 50% glycerol pH 7.3.

Storage

Store at -20°C. DO NOT ALIQUOT

Clonality

Polyclonal

Ig Type

Rabbit IgG

Applications

ELISA, WB, IHC, FC


Dilutions

Recommended Dilution:

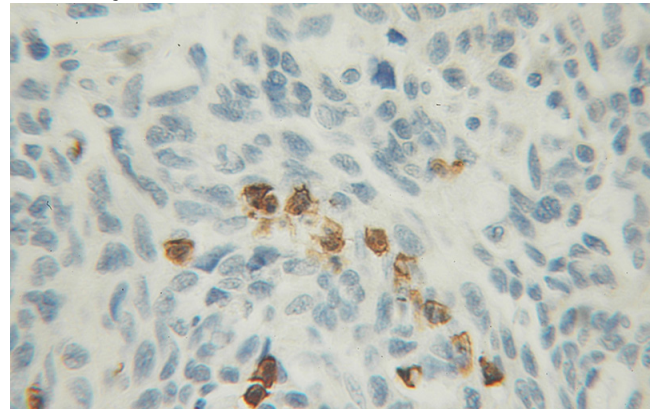
WB: 1:200-1:2000

IHC: 1:20-1:200

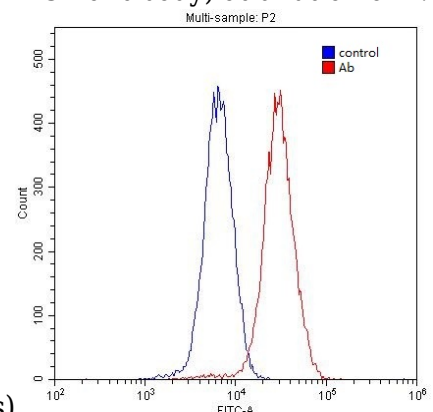
Validations



A549 cells were subjected to SDS PAGE followed by western blot with Catalog No:112703(MMP23B antibody) at dilution of 1:500



Immunohistochemical of paraffin-embedded human ovary tumor using Catalog No:112703(MMP23B antibody) at dilution of 1:100



(under 10x lens)

MMP23B antibody



Catalog Number: 112703

1X10⁶ HepG2 cells were stained with 0.2ug MMP23B antibody (Catalog No:112703, red) and control antibody (blue). Fixed with 4% PFA

blocked with 3% BSA (30 min). Alexa Fluor 488-conjugated AffiniPure Goat Anti-Rabbit IgG(H+L) with dilution 1:1500.