

ATP6V0D1 antibody



Catalog Number: 108303

Product name

ATP6V0D1 antibody

Immunogen

[Human ATP6V0D1 Recombinant protein \(GST tag\)](#)

Specificity

Human, Mouse, Rat; other species not tested.

Antibody description

ATP6V0D1 Rabbit Polyclonal antibody. Positive FC detected in HeLa cells. Positive IF detected in HeLa cells. Positive IHC detected in human kidney tissue. Positive IP detected in mouse testis tissue. Positive WB detected in mouse testis tissue, HeLa cells, human placenta tissue, mouse kidney tissue. Observed molecular weight by Western-blot: 41 kDa

Preparation

This antibody was obtained by immunization of ATP6V0D1 recombinant protein (Accession Number: NM_004691). Purification method: Antigen affinity purified.

Formulation

PBS with 0.02% sodium azide and 50% glycerol pH 7.3.

Storage

Store at -20°C. DO NOT ALIQUOT

Clonality

Polyclonal

Ig Type

Rabbit IgG

Applications

ELISA, WB, IHC, FC, IF, IP

Dilutions

Recommended Dilution:


WB: 1:500-1:5000

IP: 1:200-1:2000

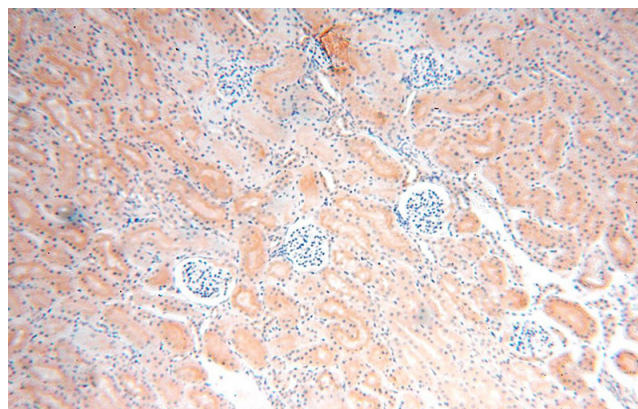
IHC: 1:20-1:200

IF: 1:20-1:200

Validations



mouse testis tissue were subjected to SDS PAGE followed by western blot with Catalog No:108303(ATP6V0D1 antibody) at dilution of 1:800

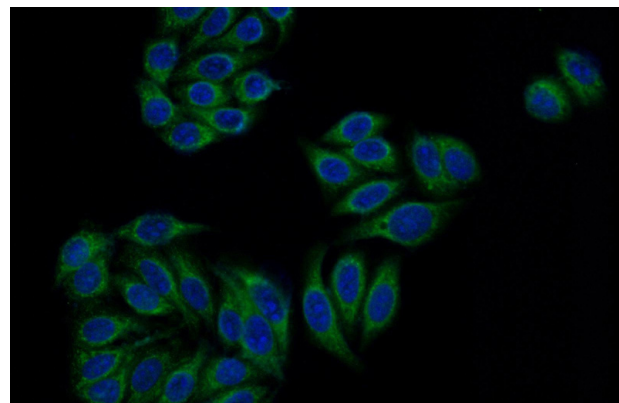
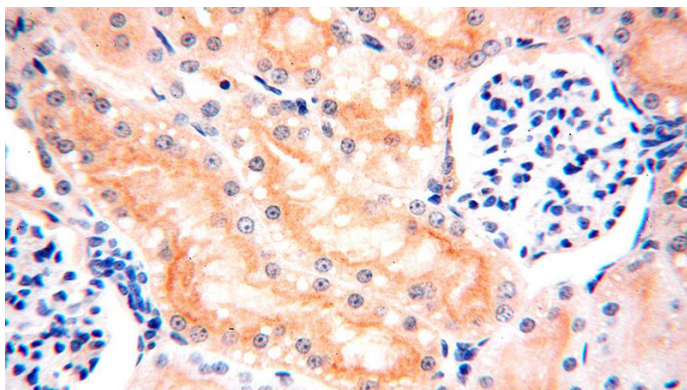


Immunohistochemical of paraffin-embedded human kidney using Catalog No:108303(ATP6V0D1 antibody) at dilution of 1:100 (under 10x lens)

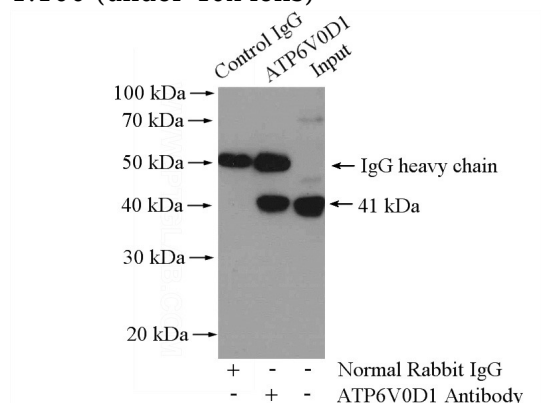
ATP6V0D1 antibody



Catalog Number: 108303

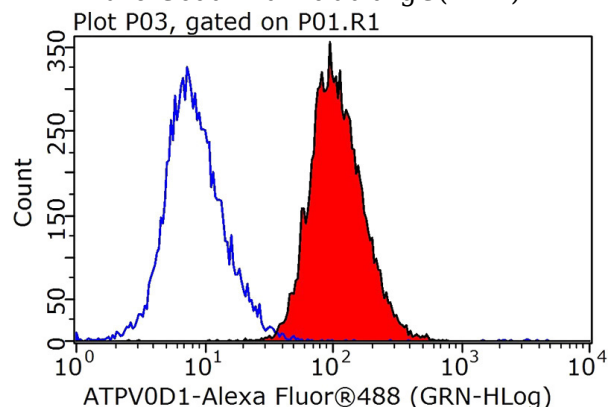


Immunohistochemical of paraffin-embedded human kidney using Catalog No:108303(ATP6V0D1 antibody) at dilution of 1:100 (under 40x lens)



IP Result of anti-ATP6V0D1 (IP:Catalog No:108303, 4ug; Detection:Catalog No:108303 1:500) with mouse testis tissue lysate 4800ug.

Immunofluorescent analysis of HeLa cells using Catalog No:108303(ATP6V0D1 Antibody) at dilution of 1:50 and Alexa Fluor 488-conjugated AffiniPure Goat Anti-Rabbit IgG(H+L)



1X10⁶ HeLa cells were stained with 0.2ug ATP6V0D1 antibody (Catalog No:108303, red) and control antibody (blue). Fixed with 90% MeOH blocked with 3% BSA (30 min). Alexa Fluor 488-conjugated AffiniPure Goat Anti-Rabbit IgG(H+L) with dilution 1:1000.