

NOP2 antibody



Catalog Number: 113303

Product name

NOP2 antibody

IHC: 1:20-1:200

IF: 1:20-1:200

Specificity

Human, Rat; other species not tested.

Antibody description

NOP2 Rabbit Polyclonal antibody. Positive WB detected in A2780 cells, C6 cells, HeLa cells. Positive IF detected in HEK-293 cells. Positive IHC detected in human lymphoma tissue. Observed molecular weight by Western-blot: 100-120 kDa

Preparation

This antibody was obtained by immunization of NOP2 recombinant protein (Accession Number: NM_001258308). Purification method: Antigen affinity purified.

Formulation

PBS with 0.1% sodium azide and 50% glycerol pH 7.3.

Storage

Store at -20°C. DO NOT ALIQUOT

Clonality

Polyclonal

Ig Type

Rabbit IgG

Applications

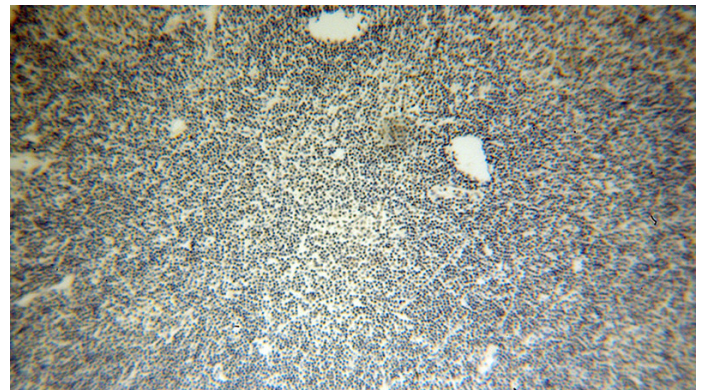
ELISA, IHC, WB, IF

Dilutions

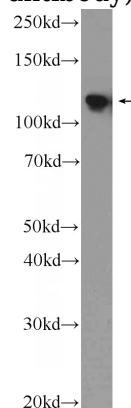
Recommended Dilution:

WB: 1:1000-1:10000

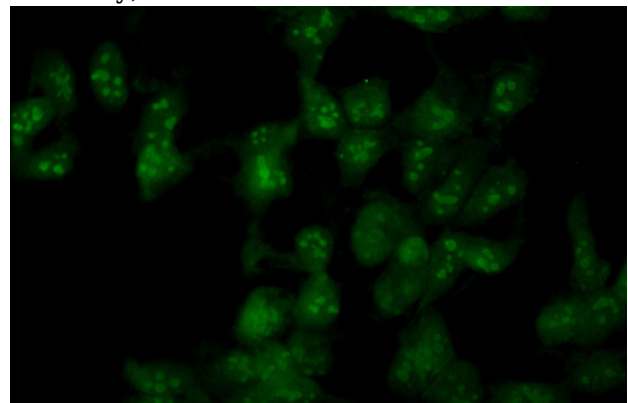
Validations



Immunohistochemical of paraffin-embedded human lymphoma using Catalog No:113303(NOP2 antibody) at dilution of 1:50 (under 10x lens)



A2780 cells were subjected to SDS PAGE followed by western blot with Catalog No:113303(NOP2 Antibody) at dilution of 1:2000



Immunofluorescent analysis of (10% Formaldehyde) fixed HEK-293 cells using Catalog

NOP2 antibody



Catalog Number: 113303

No:113303(NOP2 Antibody) at dilution of 1:50 and Alexa Fluor 488-conjugated AffiniPure Goat Anti-Rabbit IgG(H+L)