

CSNK2A1 antibody



Catalog Number: 109603

Product name

CSNK2A1 antibody

WB: 1:500-1:5000

IP: 1:500-1:5000

Specificity

Human, Mouse, Rat; other species not tested.


IHC: 1:20-1:200

IF: 1:10-1:100

Antibody description

CSNK2A1 Rabbit Polyclonal antibody. Positive IP detected in HeLa cells. Positive WB detected in HeLa cells, HEK-293 cells, Jurkat cells, NIH/3T3 cells. Positive IF detected in HeLa cells. Positive IHC detected in human gliomas tissue, human colon cancer tissue. Observed molecular weight by Western-blot: 45 kDa

Validations



Preparation

This antibody was obtained by immunization of CSNK2A1 recombinant protein (Accession Number: NM_001362770). Purification method: Antigen affinity purified.

HeLa cells were subjected to SDS PAGE followed by western blot with Catalog No:109603(CSNK2A1 antibody) at dilution of 1:1000

Formulation

PBS with 0.1% sodium azide and 50% glycerol pH 7.3.

Storage

Store at -20°C. DO NOT ALIQUOT

Clonality

Polyclonal

Ig Type

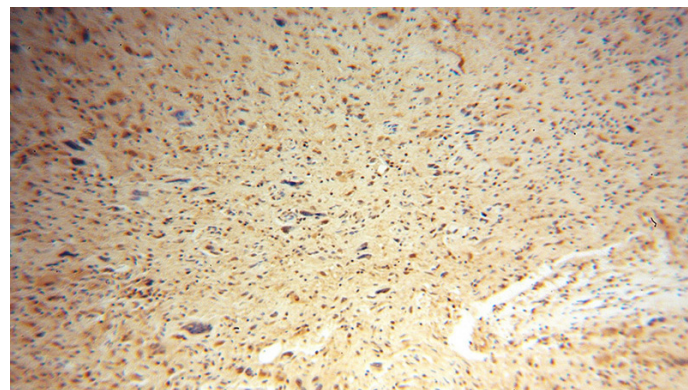
Rabbit IgG

Applications

ELISA, WB, IHC, IF, IP

Dilutions

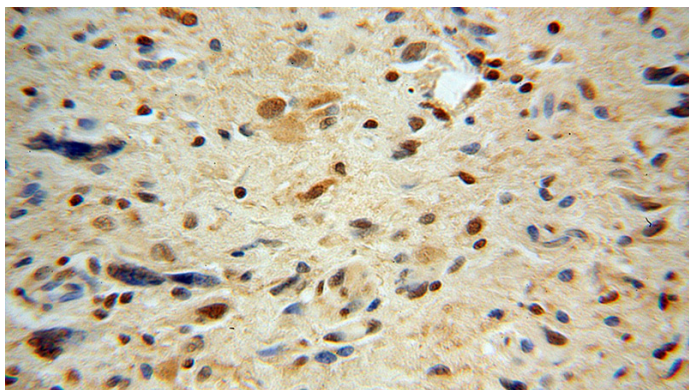
Recommended Dilution:



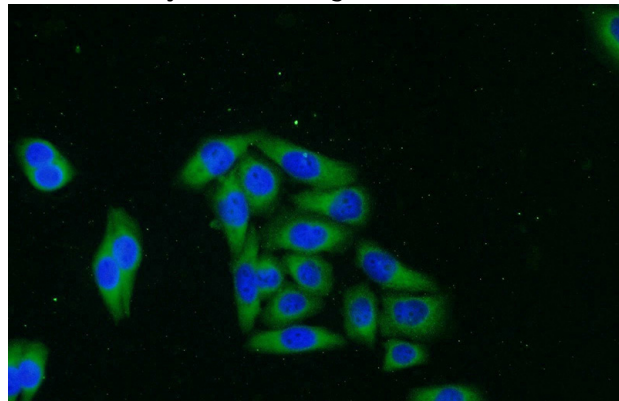
Immunohistochemical of paraffin-embedded human gliomas using Catalog No:109603(CSNK2A1 antibody) at dilution of 1:100 (under 10x lens)

CSNK2A1 antibody

Catalog Number: 109603



IP Result of anti-CSNK2A1 (IP:Catalog No:109603, 4ug; Detection:Catalog No:109603 1:1000) with HeLa cells lysate 2800ug.



Immunohistochemical of paraffin-embedded human gliomas using Catalog No:109603(CSNK2A1 antibody) at dilution of 1:100 (under 40x lens)

Immunofluorescent analysis of HeLa cells using Catalog No:109603(CSNK2A1 Antibody) at dilution of 1:25 and Alexa Fluor 488-conjugated AffiniPure Goat Anti-Rabbit IgG(H+L)

