

ST2 antibody

Catalog Number: 107603

Product name

ST2 antibody

Specificity

Human; other species not tested.

Antibody description

ST2 Mouse Monoclonal antibody. Positive IHC detected in human heart tissue. Positive WB detected in K562 cells, fetal human brain tissue, HEK-293 cells. Observed molecular weight by Western-blot: 63 kDa

Preparation

This antibody was obtained by immunization of ST2 recombinant protein (Accession Number: NM_003856). Purification method: Caprylic acid/ammonium sulfate precipitation.

Formulation

PBS with 0.1% sodium azide and 50% glycerol pH 7.3.

Storage

Store at -20°C. DO NOT ALIQUOT

Clonality

Monoclonal

Ig Type

Mouse IgG1

Applications

ELISA, WB, IHC


Dilutions

Recommended Dilution:

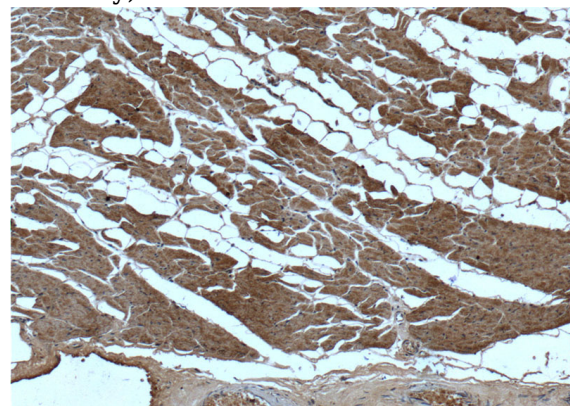
WB: 1:200-1:2000

IHC: 1:50-1:500

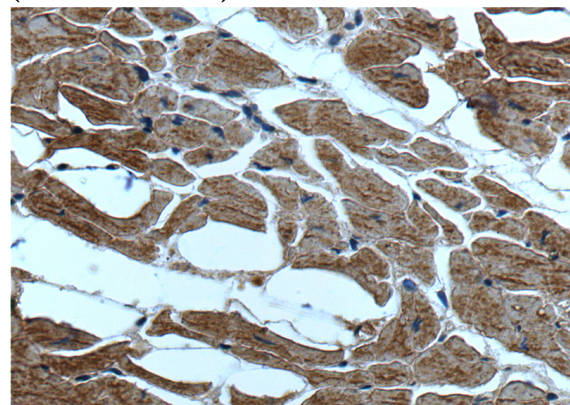
Validations



K-562 cells were subjected to SDS PAGE followed by western blot with Catalog No:107603(IL1RL1 antibody) at dilution of 1:300



Immunohistochemistry of paraffin-embedded human heart tissue slide using Catalog No:107603(IL1RL1 Antibody) at dilution of 1:200 (under 10x lens).



Immunohistochemistry of paraffin-embedded human heart tissue slide using Catalog

ST2 antibody



Catalog Number: 107603

No:107603(IL1RL1 Antibody) at dilution of 1:200 (under 40x lens).