

CGNL1 antibody



Catalog Number: 109203

Product name

CGNL1 antibody

Specificity

Human, Mouse; other species not tested.

Antibody description

CGNL1 Rabbit Polyclonal antibody. Positive IHC detected in human liver cancer tissue. Positive WB detected in NIH/3T3 cells, HEK-293 cells. Observed molecular weight by Western-blot: 149kd

Preparation

This antibody was obtained by immunization of CGNL1 recombinant protein (Accession Number: XM_047433191). Purification method: Antigen affinity purified.

Formulation

PBS with 0.02% sodium azide and 50% glycerol pH 7.3.

Storage

Store at -20°C. DO NOT ALIQUOT

Clonality

Polyclonal

Ig Type

Rabbit IgG

Applications

ELISA, WB, IHC


Dilutions

Recommended Dilution:

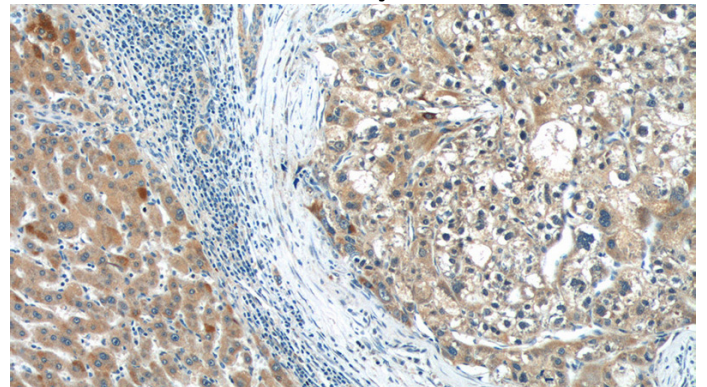
WB: 1:1000-1:10000

IHC: 1:20-1:200

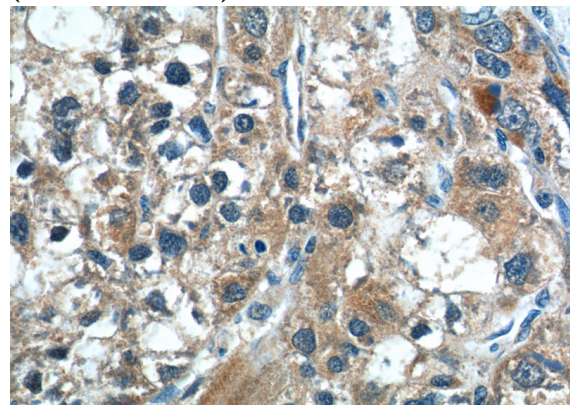
Validations



NIH/3T3 cells were subjected to SDS PAGE followed by western blot with Catalog No:109203(CGNL1 antibody) at dilution of 1:2000



Immunohistochemistry of paraffin-embedded human liver cancer tissue slide using Catalog No:109203(CGNL1 Antibody) at dilution of 1:50 (under 10x lens)



Immunohistochemistry of paraffin-embedded human liver cancer tissue slide using Catalog No:109203(CGNL1 Antibody) at dilution of 1:50

CGNL1 antibody



Catalog Number: 109203

(under 40x lens)