

PRKG2 antibody

Catalog Number: 114203

Product name

PRKG2 antibody

IP: 1:200-1:2000

IHC: 1:20-1:200

Specificity


Human, Mouse, Rat; other species not tested.

IF: 1:10-1:100

Antibody description

PRKG2 Rabbit Polyclonal antibody. Positive IP detected in mouse brain tissue. Positive WB detected in mouse brain tissue. Positive IHC detected in human colon tissue, human lung tissue. Positive IF detected in HUVEC cells, C6 cells. Observed molecular weight by Western-blot: 85-90 kDa

Validations



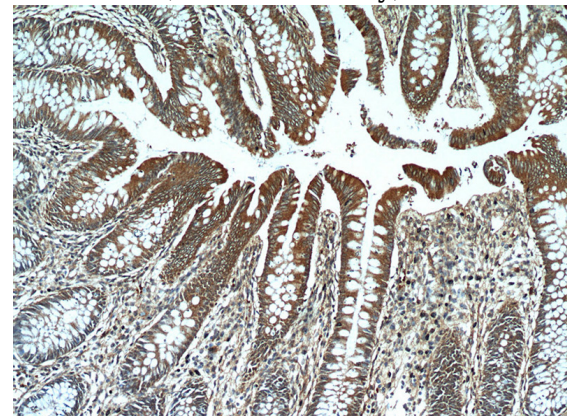
Preparation

This antibody was obtained by immunization of Peptide (Accession Number: NM_006259). Purification method: Antigen affinity purified.

mouse brain tissue were subjected to SDS PAGE followed by western blot with Catalog No:114203(PRKG2 antibody) at dilution of 1:500

Formulation

PBS with 0.1% sodium azide and 50% glycerol pH 7.3.



Storage

Store at -20°C. DO NOT ALIQUOT

Clonality

Polyclonal

Ig Type

Rabbit IgG

Applications

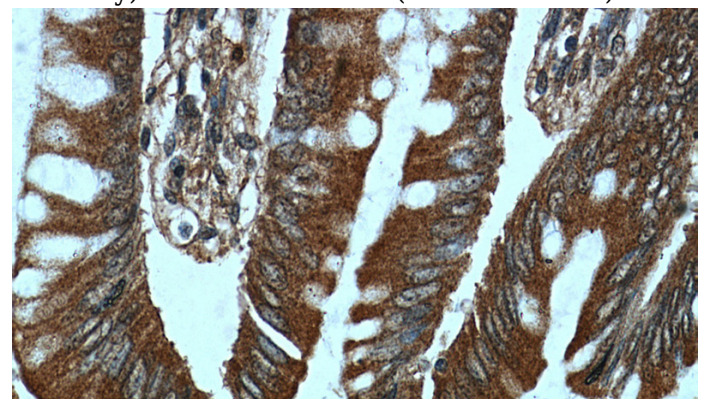
ELISA, WB, IHC, IF, IP

Dilutions

Recommended Dilution:

WB: 1:200-1:2000

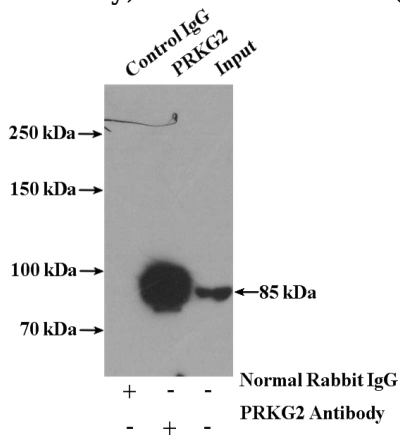
Immunohistochemical of paraffin-embedded human colon using Catalog No:114203(PRKG2 antibody) at dilution of 1:50 (under 10x lens)



PRKG2 antibody

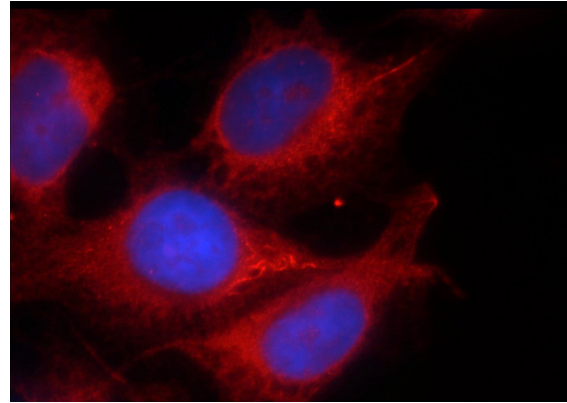
Catalog Number: 114203

Immunohistochemical of paraffin-embedded human colon using Catalog No:114203(PRKG2 antibody) at dilution of 1:50 (under 40x lens)



IP Result of anti-PRKG2 (IP:Catalog No:114203,

4ug; Detection:Catalog No:114203 1:500) with mouse brain tissue lysate 4000ug.



Immunofluorescent analysis of HUVEC cells using Catalog No:114203(PRKG2 Antibody) at dilution of 1:25 and Rhodamine-Goat anti-Rabbit IgG