

ZAK antibody

Catalog Number: 116903

Product name

ZAK antibody

Specificity

Human, Mouse, Rat; other species not tested.

Antibody description

ZAK Rabbit Polyclonal antibody. Positive WB detected in HepG2 cells, human heart tissue, human skeletal muscle tissue, mouse skeletal muscle tissue. Positive IHC detected in human liver tissue, human heart tissue, human placenta tissue. Positive IF detected in HepG2 cells. Observed molecular weight by Western-blot: 55 kDa

Preparation

This antibody was obtained by immunization of ZAK recombinant protein (Accession Number: XM_017004324). Purification method: Antigen affinity purified.

Formulation

PBS with 0.02% sodium azide and 50% glycerol pH 7.3.

Storage

Store at -20°C. DO NOT ALIQUOT

Clonality

Polyclonal

Ig Type

Rabbit IgG

Applications

ELISA, WB, IHC, IF

Dilutions


Recommended Dilution:

WB: 1:500-1:5000

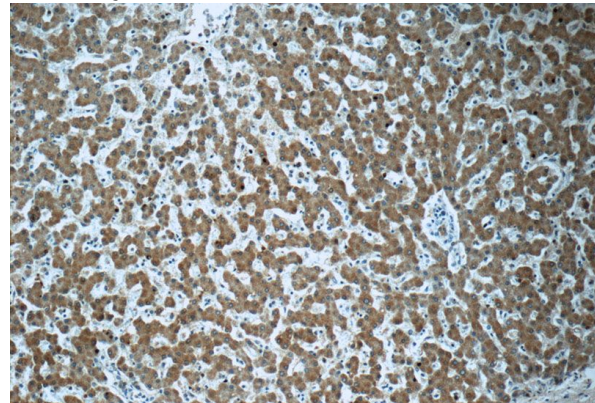
IHC: 1:20-1:200

IF: 1:10-1:100

Validations



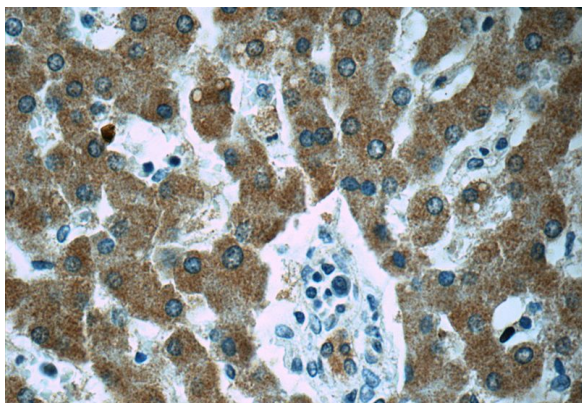
HepG2 cells were subjected to SDS PAGE followed by western blot with Catalog No:116903(ZAK antibody) at dilution of 1:500



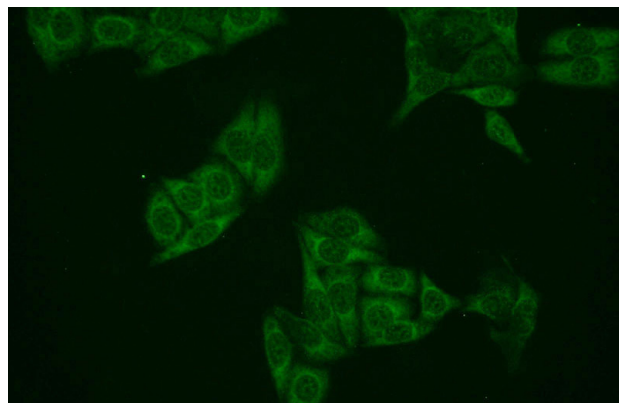
Immunohistochemistry of paraffin-embedded human liver tissue slide using Catalog No:116903(ZAK Antibody) at dilution of 1:50 (under 10x lens)

ZAK antibody

Catalog Number: 116903



Immunohistochemistry of paraffin-embedded human liver tissue slide using Catalog No:116903(ZAK Antibody) at dilution of 1:50(under 40x lens)



Immunofluorescent analysis of HepG2 cells using Catalog No:116903(ZAK Antibody) at dilution of 1:25 and Alexa Fluor 488-conjugated AffiniPure Goat Anti-Rabbit IgG(H+L)