

TMEM168 antibody



Catalog Number: 116103

Product name

TMEM168 antibody

Specificity

Human, Mouse, Rat; other species not tested.

Antibody description

TMEM168 Rabbit Polyclonal antibody. Positive WB detected in mouse brain tissue, PC-3 cells, rat brain tissue. Positive IHC detected in human testis tissue. Observed molecular weight by Western-blot: 110-130 kDa

Preparation

This antibody was obtained by immunization of TMEM168 recombinant protein (Accession Number: BC030804). Purification method: Antigen Affinity purified.

Formulation

PBS with 0.02% sodium azide and 50% glycerol pH 7.3.

Storage

Store at -20°C. DO NOT ALIQUOT

Clonality

Polyclonal

Ig Type

Rabbit IgG

Applications

ELISA, WB, IHC


Dilutions

Recommended Dilution:

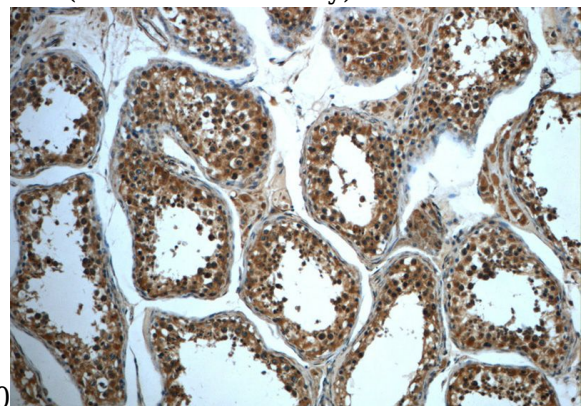
WB: 1:500-1:5000

IHC: 1:20-1:200

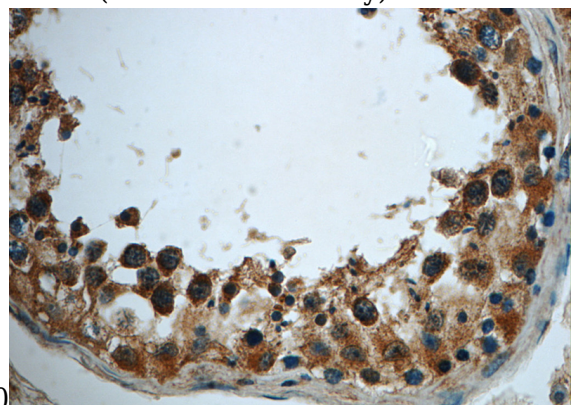
Validations



mouse brain tissue were subjected to SDS PAGE followed by western blot with Catalog No:116103(TMEM168 antibody) at dilution of



Immunohistochemistry of paraffin-embedded human testis slide using Catalog No:116103(TMEM168 Antibody) at dilution of



Immunohistochemistry of paraffin-embedded human testis slide using Catalog No:116103(TMEM168 Antibody) at dilution of

TMEM168 antibody



Catalog Number: 116103

1:50