

DNAJC11 antibody



Catalog Number: 110103

Product name

DNAJC11 antibody

IHC: 1:20-1:200

Specificity

Human, Mouse, Rat; other species not tested.

Antibody description

DNAJC11 Rabbit Polyclonal antibody. Positive WB detected in HeLa cells, mouse liver tissue, SH-SY5Y cells. Positive IHC detected in human skeletal muscle tissue, mouse brain tissue. Observed molecular weight by Western-blot: 63kd

Preparation

This antibody was obtained by immunization of DNAJC11 recombinant protein (Accession Number: BC014145). Purification method: Antigen affinity purified.

Formulation

PBS with 0.1% sodium azide and 50% glycerol pH 7.3.

Storage

Store at -20°C. DO NOT ALIQUOT

Clonality

Polyclonal

Ig Type

Rabbit IgG

Applications


ELISA, WB, IHC

Dilutions

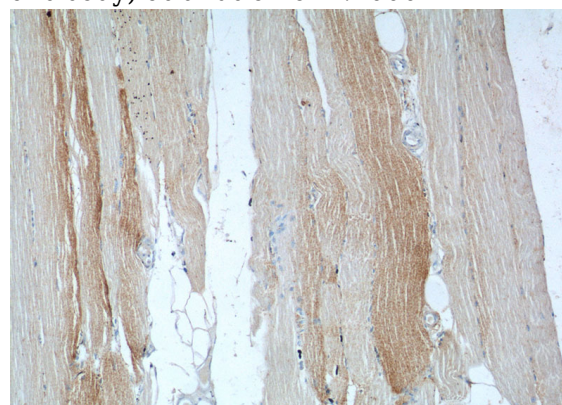
Recommended Dilution:

WB: 1:200-1:2000

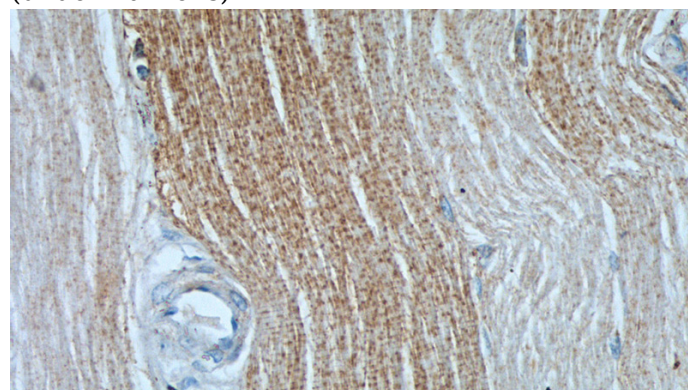
Validations



HeLa cells were subjected to SDS PAGE followed by western blot with Catalog No:110103(DNAJC11 antibody) at dilution of 1:1000



Immunohistochemistry of paraffin-embedded human skeletal muscle tissue slide using Catalog No:110103(DNAJC11 Antibody) at dilution of 1:50 (under 10x lens)



Immunohistochemistry of paraffin-embedded human skeletal muscle tissue slide using Catalog No:110103(DNAJC11 Antibody) at dilution of 1:50

DNAJC11 antibody



Catalog Number: 110103

(under 40x lens)