

Ladiratumab vedotin reference antibody



Catalog Number: 176803

Product name

Ladiratumab vedotin reference antibody

Specificity

Human LIV-1 / SLC39A6

Antibody description

Anti-LIV-1 / SLC39A6 Antibody (Ladiratumab vedotin)

Preparation

Recombinant expression and purified from CHO cells.

Formulation

0.1 M Pro-Ac, 20 mM Arg, pH 5.0

Storage

-80°C for 2 years under sterile conditions; -20°C for 1 year under sterile conditions; Avoid repeated freeze-thaw cycles.

Clonality

Monoclonal

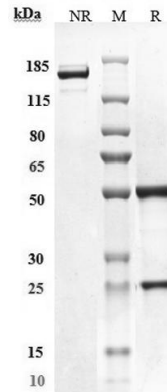
Ig Type

IgG1

Applications

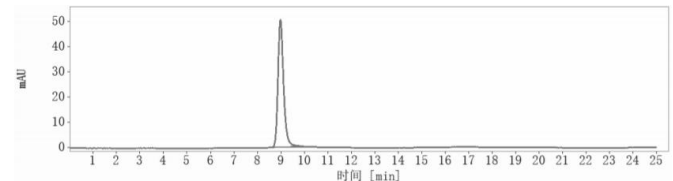
ELISA

Validations



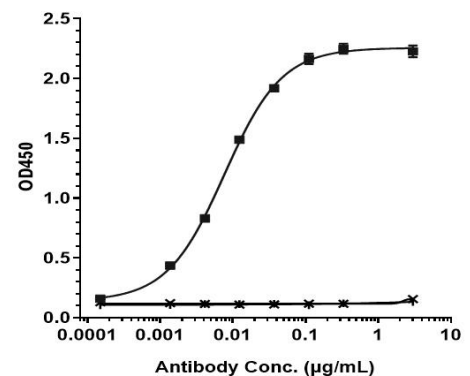
SDS-PAGE

Anti-LIV-1 / SLC39A6 Antibody (Ladiratumab vedotin) on SDS-PAGE under reducing (R) condition. The purity of the protein is greater than 95%.



SEC-HPLC

The purity of Anti-LIV-1 / SLC39A6 Antibody (Ladiratumab vedotin) is 98.2%, determined by

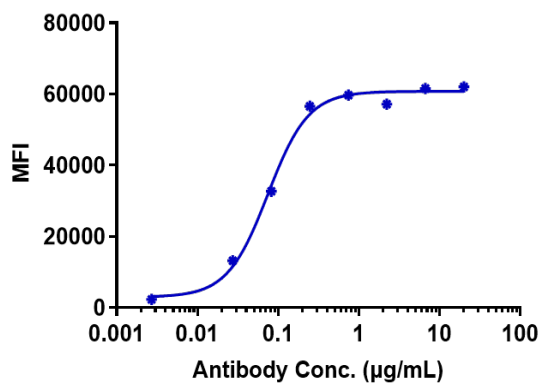


SEC-HPLC.

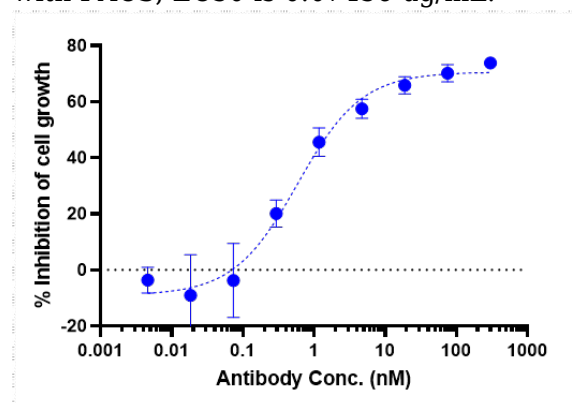
Bioactivity: ELISA

Immobilized human LIV 1, His Tag at 2 ug/mL can bind Anti-LIV-1 / SLC39A6 Antibody (Ladiratumab vedotin), EC50 is 0.007652 ug/mL.

Catalog Number: 176803



with FACS, EC50 is 0.07456 ug/mL.



Bioactivity: FACS

Human LIV1 CHOS cells were stained with Anti-LIV-1 / SLC39A6 Antibody (Ladiratuzumab vedotin) and negative control protein respectively, washed and then followed by PE and analyzed

Function: Cytotoxicity

The killing ratio Ladiratuzumab vedotin by Human LIV-1 HEK293 Cell Line increased with the increase of antibody concentration, and the killing Rate (%) reached 74%