

BACH1 antibody



Catalog Number: 108403

Product name

BACH1 antibody

Immunogen

[Human BACH1 Recombinant protein \(GST tag\)](#)

Specificity

Human, Mouse, Rat; other species not tested.

Antibody description

BACH1 Rabbit Polyclonal antibody. Positive IHC detected in human cervical cancer tissue. Positive WB detected in HEK-293 cells, HeLa cells, MCF7 cells. Observed molecular weight by Western-blot: 92 kDa

Preparation

This antibody was obtained by immunization of BACH1 recombinant protein (Accession Number: NM_001186). Purification method: Antigen affinity purified.

Formulation

PBS with 0.02% sodium azide and 50% glycerol pH 7.3.

Storage

Store at -20°C. DO NOT ALIQUOT

Clonality

Polyclonal

Ig Type

Rabbit IgG

Applications

ELISA, IHC, WB


Dilutions

Recommended Dilution:

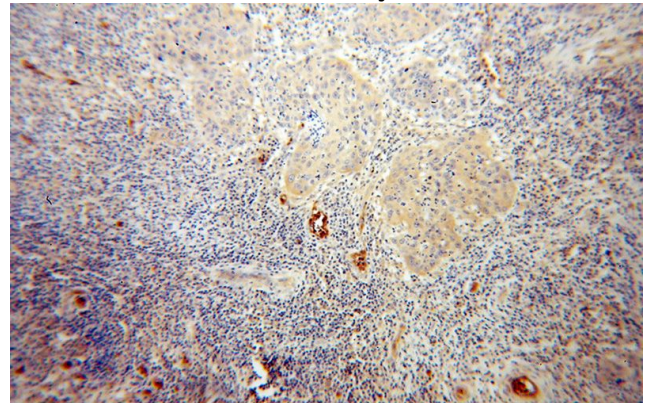
WB: 1:500-1:5000

IHC: 1:20-1:200

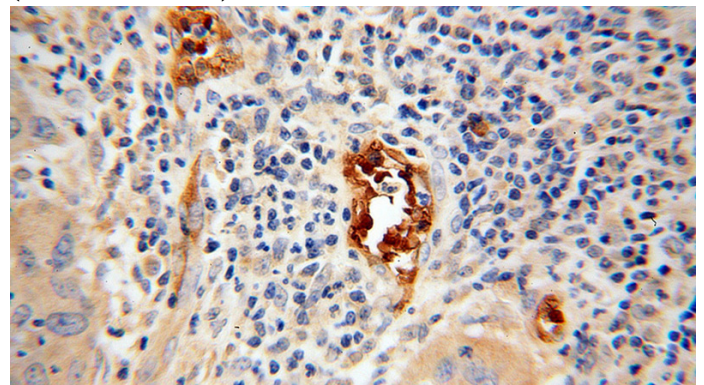
Validations



HEK-293 cells were subjected to SDS PAGE followed by western blot with Catalog No:108403(BACH1 antibody) at dilution of 1:1000



Immunohistochemical of paraffin-embedded human cervical cancer using Catalog No:108403(BACH1 antibody) at dilution of 1:100 (under 10x lens)



BACH1 antibody



Catalog Number: 108403

Immunohistochemical of paraffin-embedded human cervical cancer using Catalog

No:108403(BACH1 antibody) at dilution of 1:100 (under 40x lens)