

# ERBB4 antibody

Catalog Number: 110403

## Product name

ERBB4 antibody

## Specificity

Human, Mouse, Rat; other species not tested.

## Antibody description

ERBB4 Rabbit Polyclonal antibody. Positive WB detected in mouse brain tissue. Positive IHC detected in human kidney tissue. Observed molecular weight by Western-blot: 147 kDa

## Preparation

This antibody was obtained by immunization of Peptide (Accession Number: NM\_001042599). Purification method: Antigen affinity purified.

## Formulation

PBS with 0.02% sodium azide and 50% glycerol pH 7.3.

## Storage

Store at -20°C. DO NOT ALIQUOT

## Clonality

Polyclonal

## Ig Type

Rabbit IgG

## Applications

ELISA, WB, IHC

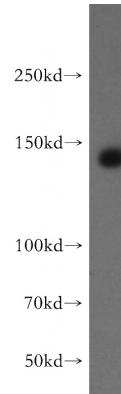
## Dilutions

Recommended Dilution:

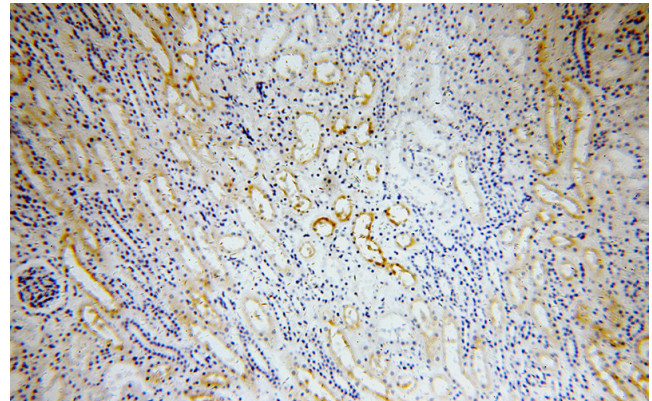
WB: 1:200-1:1000

IHC: 1:20-1:200

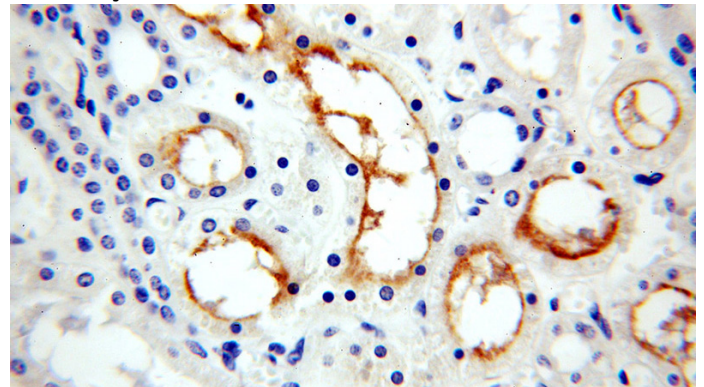
## Validations



mouse brain tissue were subjected to SDS PAGE followed by western blot with Catalog No:110403(ERBB4 antibody) at dilution of 1:400



Immunohistochemical of paraffin-embedded human kidney using Catalog No:110403(ERBB4 antibody) at dilution of 1:100 (under 10x lens)



Immunohistochemical of paraffin-embedded human kidney using Catalog No:110403(ERBB4 antibody) at dilution of 1:100 (under 40x lens)