

MTOR antibody



Catalog Number: 112792

Product name

MTOR antibody

IP: 1:200-1:2000

IHC: 1:20-1:200

Specificity

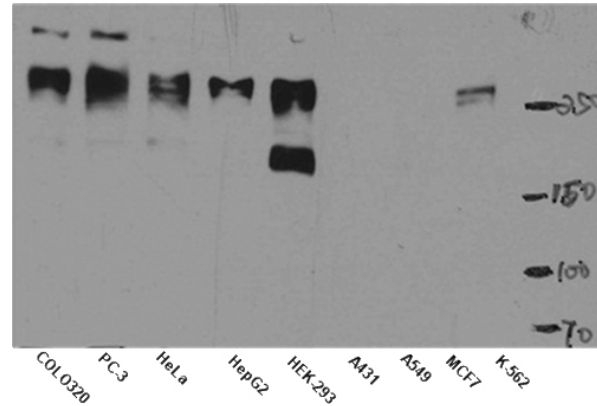
Human, Mouse, Rat; other species not tested.

IF: 1:20-1:200

Antibody description

MTOR Rabbit Polyclonal antibody. Positive WB detected in HeLa cells, HeLa/RPE1 cells, K-562 cells, MCF7 cells. Positive IP detected in HeLa cells. Positive IHC detected in human testis tissue, human prostate cancer tissue. Positive IF detected in HeLa cells. Observed molecular weight by Western-blot: 289 kDa

Validations



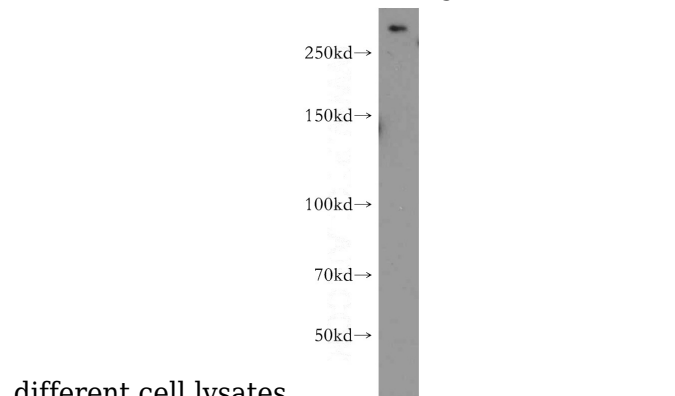
Preparation

This antibody was obtained by immunization of Peptide (Accession Number: NM_004958). Purification method: Antigen affinity purified.

WB result of anti-mTOR (Catalog No:112792) in

Formulation

PBS with 0.02% sodium azide and 50% glycerol pH 7.3.



Storage

Store at -20°C. DO NOT ALIQUOT

different cell lysates.

Clonality

Polyclonal

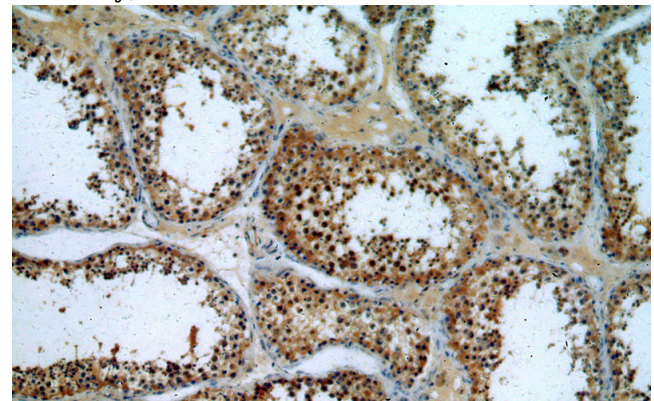
HeLa cells were subjected to SDS PAGE followed by western blot with Catalog No:112792(MTOR antibody) at dilution of 1:500

Ig Type

Rabbit IgG

Applications

ELISA, WB, IHC, IP, IF



Dilutions

Recommended Dilution:

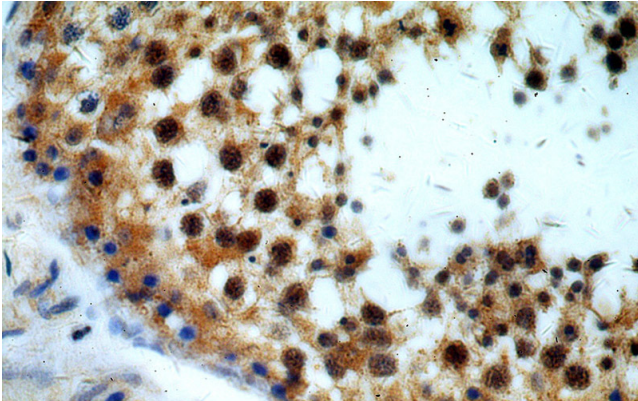
WB: 1:200-1:2000

Immunohistochemical of paraffin-embedded human testis using Catalog No:112792(MTOR

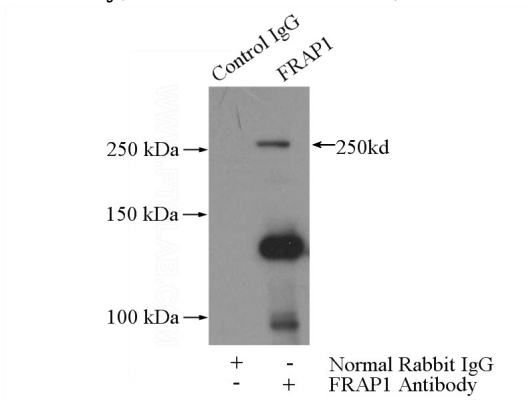
MTOR antibody

Catalog Number: 112792

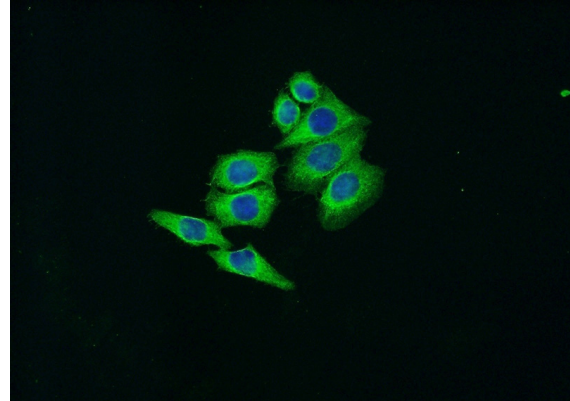
antibody) at dilution of 1:50 (under 10x lens)



Immunohistochemical of paraffin-embedded human testis using Catalog No:112792(MTOR antibody) at dilution of 1:50 (under 40x lens)



IP Result of anti-MTOR (IP:Catalog No:112792, 5ug; Detection:Catalog No:112792 1:500) with HeLa cells lysate 1200ug.



Immunofluorescent analysis of HeLa cells using Catalog No:112792(MTOR Antibody) at dilution of 1:50 and Alexa Fluor 488-conjugated AffiniPure Goat Anti-Rabbit IgG(H+L)