

Anti-BNC1 antibody

Catalog Number: 176692

Product name

Anti-BNC1 antibody

Specificity

Human, Mouse

Antibody description

Rabbit polyclonal antibody to BNC1

Preparation

This antigen of this antibody was peptide

Formulation

Liquid, 1*PBS (pH7.4), 0.2% BSA, 40% Glycerol.
Preservative: 0.05% Sodium Azide.

Storage

Store at +4°C after thawing. Aliquot store at -20°C or -80°C. Avoid repeated freeze / thaw cycles.

Clonality

Polyclonal

Ig Type

Rabbit IgG

Applications

WB, IHC-P

Dilutions

WB: 1:1,000-1:2,000

IHC-P: 1:200

Validations

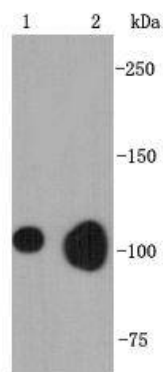


Fig1: Western blot analysis on mouse ovaries (1) and SKOV3 (2) lysates using anti-BNC1 rabbit polyclonal antibodies.

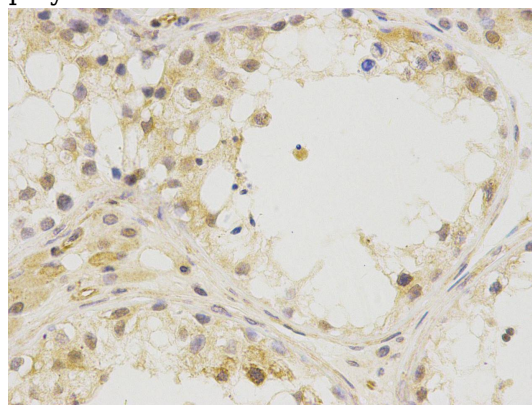


Fig2: Immunohistochemical analysis of paraffin-embedded human testis tissue using anti- BNC1 rabbit polyclonal antibody.

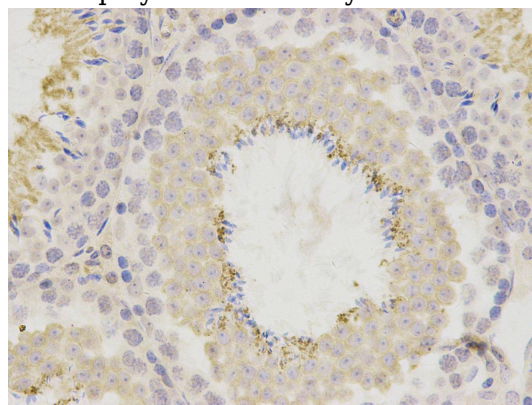


Fig3: Immunohistochemical analysis of paraffin-embedded mouse testis tissue using anti- BNC1 rabbit polyclonal antibody.