

CCDC93 antibody



Catalog Number: 108992

Product name

CCDC93 antibody

IP: 1:200-1:2000

IHC: 1:20-1:200

Specificity

Human, Mouse, Rat; other species not tested.

Antibody description

CCDC93 Rabbit Polyclonal antibody. Positive IHC detected in human colon tissue. Positive WB detected in Jurkat cells, human testis tissue, L02 cells, mouse colon tissue. Positive IP detected in L02 cells. Observed molecular weight by Western-blot: 73 kDa

Preparation

This antibody was obtained by immunization of CCDC93 recombinant protein (Accession Number: NM_019044). Purification method: Antigen affinity purified.

Formulation

PBS with 0.02% sodium azide and 50% glycerol pH 7.3.

Storage

Store at -20°C. DO NOT ALIQUOT

Clonality

Polyclonal

Ig Type

Rabbit IgG

Applications


ELISA, WB, IHC, IP

Dilutions

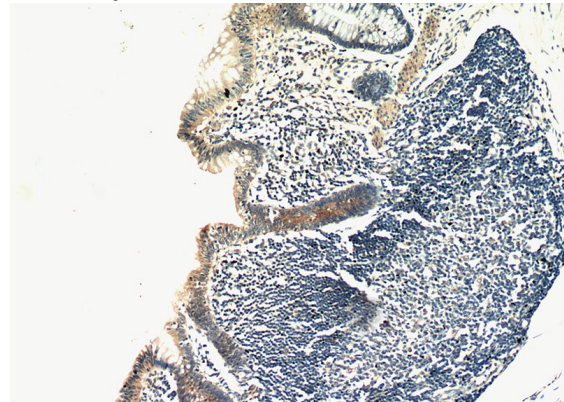
Recommended Dilution:

WB: 1:500-1:5000

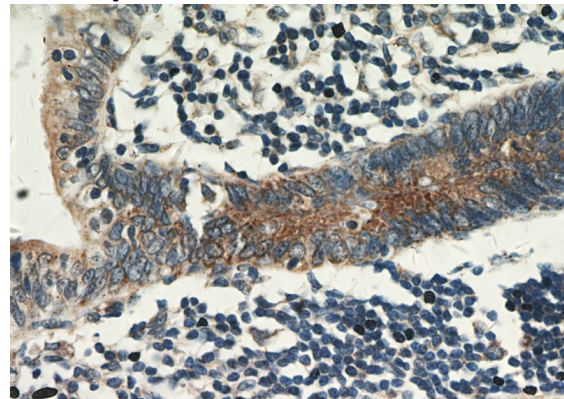
Validations



Jurkat cells were subjected to SDS PAGE followed by western blot with Catalog No:108992(CCDC93 antibody) at dilution of 1:500



Immunohistochemical of paraffin-embedded human colon using Catalog No:108992(CCDC93 antibody) at dilution of 1:100 (under 10x lens)



Immunohistochemical of paraffin-embedded human colon using Catalog No:108992(CCDC93 antibody) at dilution of 1:100 (under 10x lens)

CCDC93 antibody

Catalog Number: 108992

antibody) at dilution of 1:100 (under 40x lens)

IP Result of anti-CCDC93 (IP:Catalog No:108992, 4ug; Detection:Catalog No:108992 1:500) with L02 cells lysate 1800ug.

