

SRP54 antibody

Catalog Number: 115592

Product name

SRP54 antibody

IP: 1:200-1:2000

IHC: 1:20-1:200

Specificity

Human, Mouse, Rat; other species not tested.

Antibody description

SRP54 Rabbit Polyclonal antibody. Positive WB detected in human placenta tissue, NIH/3T3 cells. Positive IP detected in human placenta tissue. Positive IHC detected in human breast cancer tissue. Observed molecular weight by Western-blot: 54kd

Preparation

This antibody was obtained by immunization of SRP54 recombinant protein (Accession Number: XM_011537106). Purification method: Antigen affinity purified.

Formulation

PBS with 0.1% sodium azide and 50% glycerol pH 7.3.

Storage

Store at -20°C. DO NOT ALIQUOT

Clonality

Polyclonal

Ig Type

Rabbit IgG

Applications


ELISA, WB, IHC, IP

Dilutions

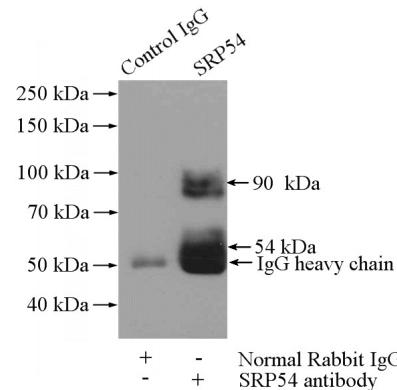
Recommended Dilution:

WB: 1:200-1:2000

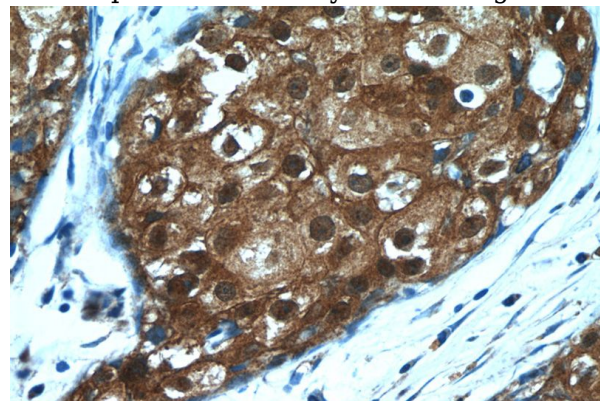
Validations



human placenta tissue were subjected to SDS PAGE followed by western blot with Catalog No:115592(SRP54 antibody) at dilution of 1:500



IP Result of anti-SRP54 (IP:Catalog No:115592, 4ug; Detection:Catalog No:115592 1:500) with human placenta tissue lysate 4000ug.



Immunohistochemistry of paraffin-embedded human breast cancer tissue slide using Catalog

SRP54 antibody



Catalog Number: 115592

No:115592(SRP54 Antibody) at dilution of 1:50 (under 40x lens)