

# GSTT1 antibody



Catalog Number: 111192

## Product name

GSTT1 antibody

## Specificity

Human, Mouse, Rat; other species not tested.

## Antibody description

GSTT1 Rabbit Polyclonal antibody. Positive WB detected in human brain tissue, HepG2 cells, mouse brain tissue, mouse liver tissue, rat liver tissue. Positive IHC detected in human liver tissue, human brain tissue, human heart tissue, human kidney tissue, human lung tissue, human ovary tissue, human skin tissue, human spleen tissue, human testis tissue. Observed molecular weight by Western-blot: 28 kDa, 30 kDa

## Preparation

This antibody was obtained by immunization of GSTT1 recombinant protein (Accession Number: NM\_000853). Purification method: Antigen affinity purified.

## Formulation

PBS with 0.02% sodium azide and 50% glycerol pH 7.3.

## Storage

Store at -20°C. DO NOT ALIQUOT

## Clonality

Polyclonal

## Ig Type

Rabbit IgG

## Applications

ELISA, WB, IHC


## Dilutions

Recommended Dilution:

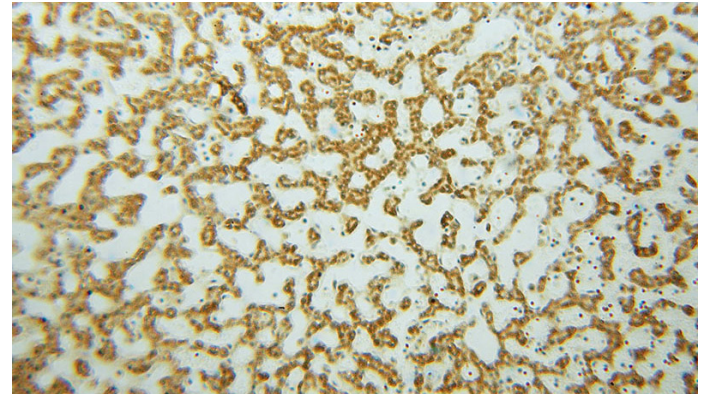
WB: 1:500-1:5000

IHC: 1:20-1:200

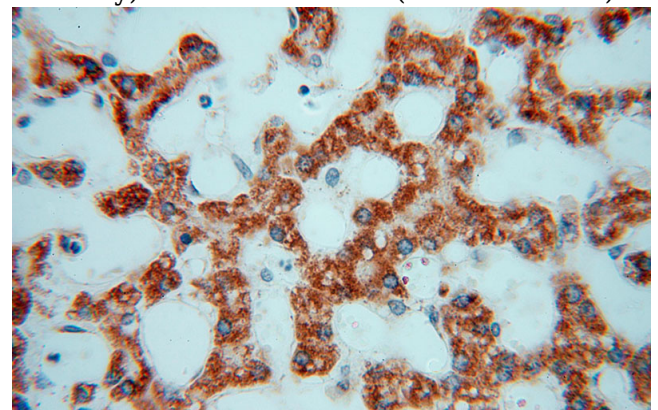
## Validations



human brain tissue were subjected to SDS PAGE followed by western blot with Catalog No:111192(GSTT1 antibody) at dilution of 1:500



Immunohistochemical of paraffin-embedded human liver using Catalog No:111192(GSTT1 antibody) at dilution of 1:50 (under 10x lens)



# GSTT1 antibody



Catalog Number: 111192

---

Immunohistochemical of paraffin-embedded

human liver using Catalog No:111192(GSTT1 antibody) at dilution of 1:50 (under 40x lens)