

ADRB2 antibody

Catalog Number: 107892

Product name

ADRB2 antibody

Specificity

Human, Mouse, Rat; other species not tested.

Antibody description

ADRB2 Rabbit Polyclonal antibody. Positive FC detected in PC-3 cells. Positive IHC detected in human heart tissue, human lung cancer tissue. Positive WB detected in mouse heart tissue. Observed molecular weight by Western-blot: 50-55 kDa

Preparation

This antibody was obtained by immunization of ADRB2 recombinant protein (Accession Number: NM_000024). Purification method: Antigen affinity purified.

Formulation

PBS with 0.1% sodium azide and 50% glycerol pH 7.3.

Storage

Store at -20°C. DO NOT ALIQUOT

Clonality

Polyclonal

Ig Type

Rabbit IgG

Applications

ELISA, IHC, WB, FC


Dilutions

Recommended Dilution:

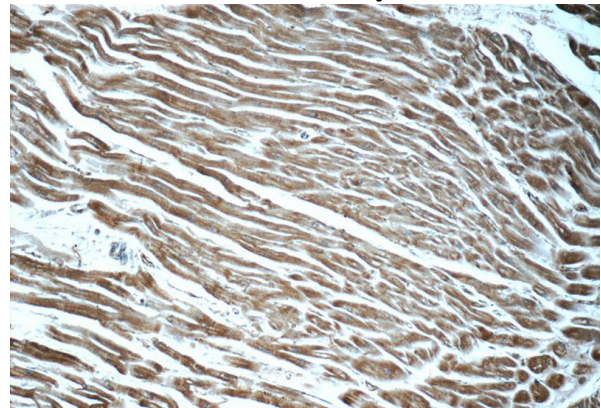
WB: 1:500-1:5000

IHC: 1:20-1:200

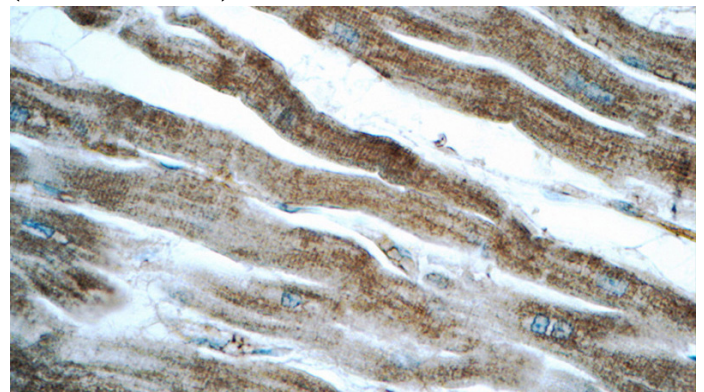
Validations



mouse heart tissue were subjected to SDS PAGE followed by western blot with Catalog No:107892(ADRB2 antibody) at dilution of 1:1000



Immunohistochemistry of paraffin-embedded human heart tissue slide using Catalog No:107892(ADRB2 Antibody) at dilution of 1:50 (under 10x lens)



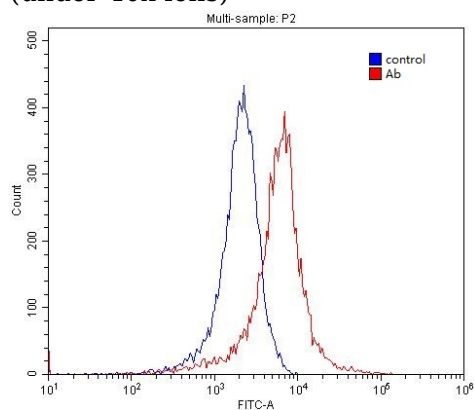
Immunohistochemistry of paraffin-embedded human heart tissue slide using Catalog No:107892(ADRB2 Antibody) at dilution of 1:50

ADRB2 antibody



Catalog Number: 107892

(under 40x lens)



1X10⁶ PC-3 cells were stained with 0.2ug ADRB2 antibody (Catalog No:107892, red) and control antibody (blue). Fixed with 4% PFA blocked with 3% BSA (30 min). Alexa Fluor 488-conjugated AffiniPure Goat Anti-Rabbit IgG(H+L) with dilution 1:1500.