

JNK antibody

Catalog Number: 111892

Product name

IP: 1:200-1:2000

JNK antibody

IF: 1:50-1:500


Specificity

Human, Mouse; other species not tested.

Validations

Antibody description

JNK Rabbit Polyclonal antibody. Positive IF detected in SH-SY5Y cells. Positive IP detected in HEK-293 cells. Positive WB detected in SH-SY5Y cells, A431 cells, HEK-293 cells, HeLa cells, HT-1080 cells, PC-3 cells. Observed molecular weight by Western-blot: 44-48 kDa



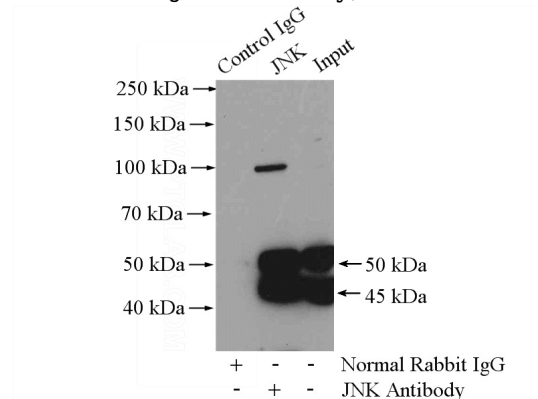
Preparation

This antibody was obtained by immunization of Peptide (Accession Number: NM_001323323). Purification method: Antigen affinity purified.

SH-SY5Y cells were subjected to SDS PAGE followed by western blot with Catalog No:111892(JNK antibody) at dilution of 1:300

Formulation

PBS with 0.02% sodium azide and 50% glycerol pH 7.3.



Storage

Store at -20°C. DO NOT ALIQUOT

IP Result of anti-JNK (IP:Catalog No:111892, 4ug; Detection:Catalog No:111892 1:600) with HEK-293 cells lysate 2000ug.

Clonality

Polyclonal

Ig Type

Rabbit IgG

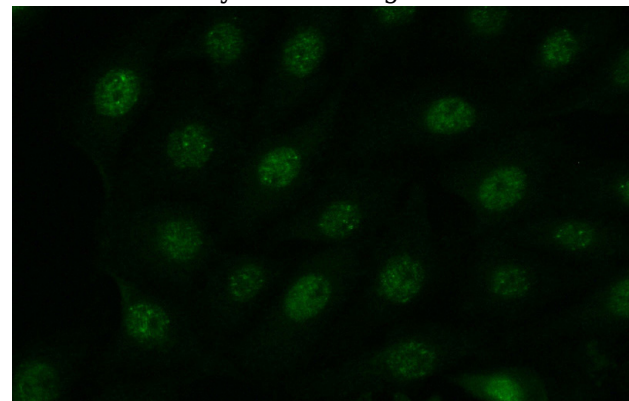
Applications

ELISA, WB, IP, IF

Dilutions

Recommended Dilution:

WB: 1:500-1:5000



Immunofluorescent analysis of (-20oc Acetone) fixed SH-SY5Y cells using Catalog No:111892(JNK antibody).

JNK antibody



Catalog Number: 111892

Antibody) at dilution of 1:50 and Alexa Fluor 488- conjugated AffiniPure Goat Anti-Rabbit IgG(H+L)