

HMOX2 antibody



Catalog Number: 111492

Product name

HMOX2 antibody

Recommended Dilution:

WB: 1:200-1:2000

Immunogen

[Human HMOX2 Recombinant protein \(His tag\)](#)

IP: 1:200-1:2000

IHC: 1:20-1:200

Specificity

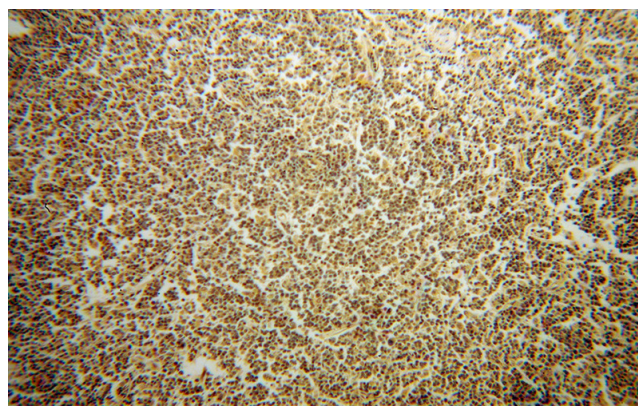
Human, Mouse, Rat; other species not tested.

IF: 1:20-1:200

Validations

Antibody description

HMOX2 Rabbit Polyclonal antibody. Positive IP detected in Raji cells. Positive WB detected in HepG2 cells, K-562 cells, mouse spleen tissue, Raji cells. Positive IHC detected in human lymphoma tissue. Positive IF detected in Hela cells. Observed molecular weight by Western-blot: 36 kDa



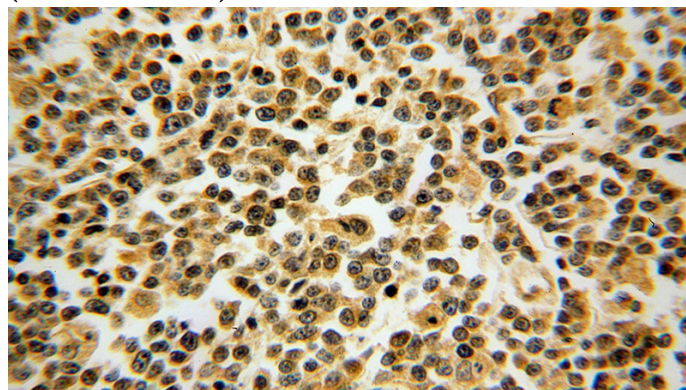
Preparation

This antibody was obtained by immunization of HMOX2 recombinant protein (Accession Number: XM_017023196). Purification method: Antigen affinity purified.

Immunohistochemical of paraffin-embedded human lymphoma using Catalog No:111492(HMOX2 antibody) at dilution of 1:100 (under 10x lens)

Formulation

PBS with 0.02% sodium azide and 50% glycerol pH 7.3.



Storage

Store at -20°C. DO NOT ALIQUOT

Clonality

Polyclonal

Ig Type

Rabbit IgG

Immunohistochemical of paraffin-embedded human lymphoma using Catalog No:111492(HMOX2 antibody) at dilution of 1:100 (under 40x lens)

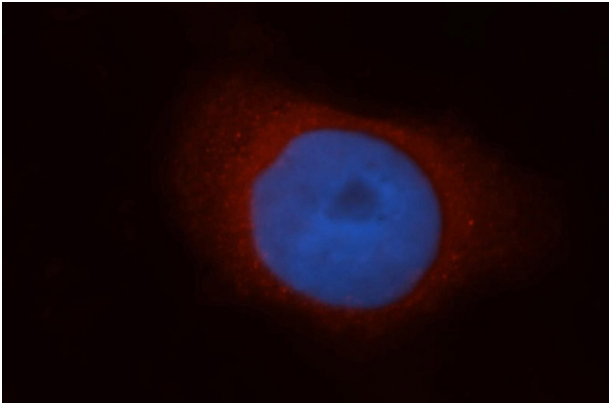
Applications

ELISA, IHC, IF, WB, IP


Dilutions

HMOX2 antibody

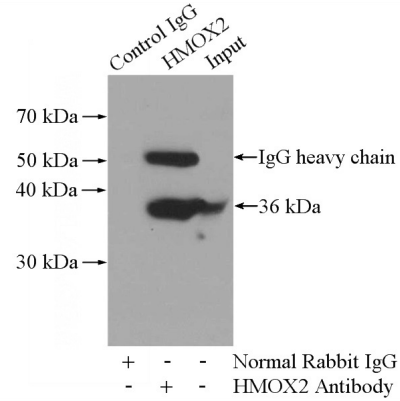
Catalog Number: 111492



Immunofluorescent analysis of HeLa cells, using HMOX2 antibody Catalog No:111492 at 1:50 dilution and Rhodamine-labeled goat anti-rabbit IgG (red). Blue pseudocolor = DAPI (fluorescent



HepG2 cells were subjected to SDS PAGE followed by western blot with Catalog No:111492(HMOX2 Antibody) at dilution of 1:600



IP Result of anti-HMOX2 (IP:Catalog No:111492, 4ug; Detection:Catalog No:111492 1:500) with Raji cells lysate 2000ug.