

Annexin A13 antibody



Catalog Number: 108092

Product name

Annexin A13 antibody

Specificity

Human, Mouse; other species not tested.

Antibody description

Annexin A13 Rabbit Polyclonal antibody. Positive IHC detected in human small intestine tissue. Positive WB detected in mouse skeletal muscle tissue, mouse small intestine tissue. Observed molecular weight by Western-blot: 35 kDa / 40 kDa

Preparation

This antibody was obtained by immunization of Annexin A13 recombinant protein (Accession Number: NM_004306). Purification method: Antigen affinity purified.

Formulation

PBS with 0.1% sodium azide and 50% glycerol pH 7.3.

Storage

Store at -20°C. DO NOT ALIQUOT

Clonality

Polyclonal

Ig Type

Rabbit IgG

Applications

ELISA, WB, IHC

Dilutions

Recommended Dilution:


WB: 1:500-1:5000

IHC: 1:20-1:200

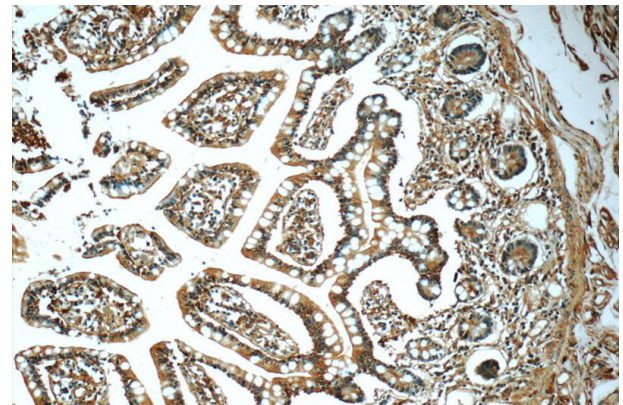
Validations



mouse small intestine tissue were subjected to SDS PAGE followed by western blot with Catalog No:108092(ANXA13 Antibody) at dilution of



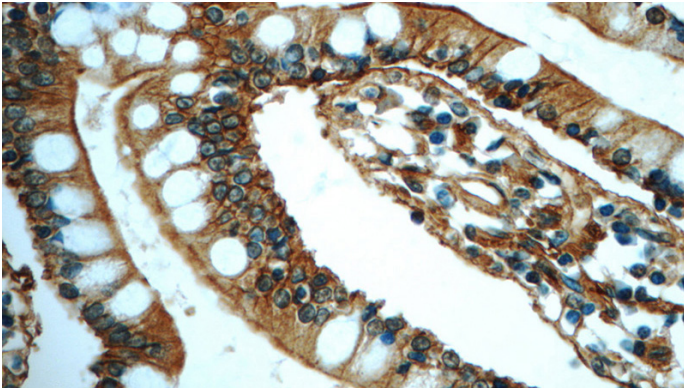
1:1000 mouse skeletal muscle tissue were subjected to SDS PAGE followed by western blot with Catalog No:108092(ANXA13 Antibody) at dilution of 1:1000



Immunohistochemistry of paraffin-embedded human small intestine tissue slide using Catalog No:108092(ANXA13 Antibody) at dilution of 1:50 (under 10x lens)

Annexin A13 antibody

Catalog Number: 108092



Immunohistochemistry of paraffin-embedded human small intestine tissue slide using Catalog No:108092(ANXA13 Antibody) at dilution of 1:50 (under 40x lens)