

SECISBP2 antibody



Catalog Number: 115092

Product name

SECISBP2 antibody

Recommended Dilution:

WB: 1:500-1:5000

Immunogen

[Human SECISBP2 Recombinant protein \(GST tag\)](#)

IP: 1:200-1:2000

IF: 1:20-1:200


Specificity

Human, Mouse, Rat; other species not tested.

Validations

Antibody description

SECISBP2 Rabbit Polyclonal antibody. Positive IF detected in HeLa cells. Positive WB detected in HeLa cells, human kidney tissue, Jurkat cells. Positive IP detected in mouse testis tissue. Observed molecular weight by Western-blot: 95 kDa



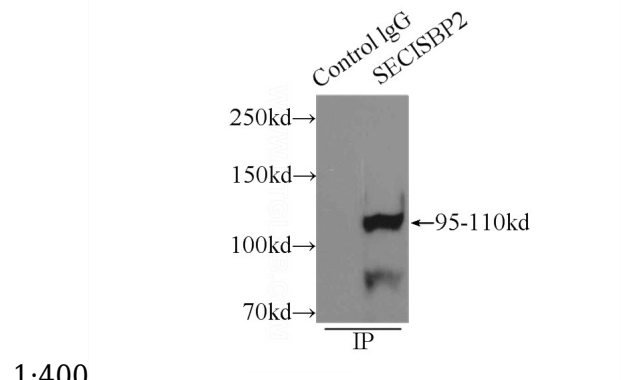
Preparation

This antibody was obtained by immunization of SECISBP2 recombinant protein (Accession Number: XM_047423856). Purification method: Antigen affinity purified.

HeLa cells were subjected to SDS PAGE followed by western blot with Catalog No:115092(SECISBP2 antibody) at dilution of

Formulation

PBS with 0.1% sodium azide and 50% glycerol pH 7.3.



Storage

Store at -20°C. DO NOT ALIQUOT

1:400

Clonality

Polyclonal

IP Result of anti-SECISBP2 (IP:Catalog No:115092, 3ug; Detection:Catalog No:115092 1:600) with mouse testis tissue lysate 8000ug.

Ig Type

Rabbit IgG

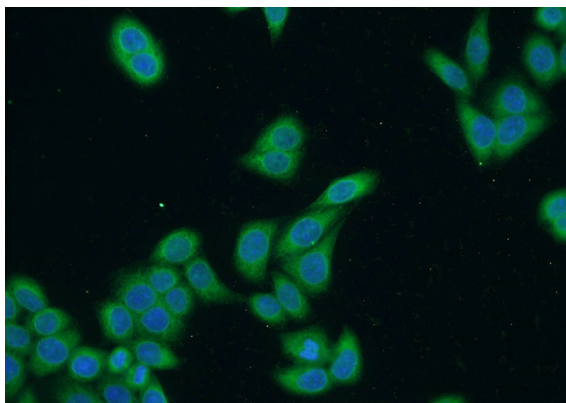
Applications

ELISA, WB, IP, IF

Dilutions

SECISBP2 antibody

Catalog Number: 115092



Immunofluorescent analysis of HeLa cells using Catalog No:115092(SECISBP2 Antibody) at dilution of 1:50 and Alexa Fluor 488-conjugated AffiniPure Goat Anti-Rabbit IgG(H+L)