

GLYR1 antibody



Catalog Number: 111092

Product name

GLYR1 antibody

IP: 1:200-1:2000

IHC: 1:20-1:200

Specificity

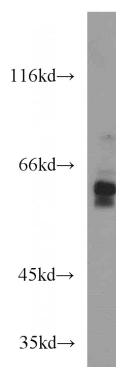
Human, Mouse, Rat; other species not tested.

IF: 1:10-1:100

Antibody description

GLYR1 Rabbit Polyclonal antibody. Positive IP detected in K-562 cells. Positive WB detected in Jurkat cells, HeLa cells, K-562 cells. Positive IHC detected in human colon tissue, human testis tissue. Positive IF detected in HeLa cells. Observed molecular weight by Western-blot: 60 kDa

Validations



Preparation

This antibody was obtained by immunization of GLYR1 recombinant protein (Accession Number: XM_011522717). Purification method: Antigen affinity purified.

Jurkat cells were subjected to SDS PAGE followed by western blot with Catalog No:111092(N-PAC antibody) at dilution of 1:500

Formulation

PBS with 0.02% sodium azide and 50% glycerol pH 7.3.

Storage

Store at -20°C. DO NOT ALIQUOT

Clonality

Polyclonal

Ig Type

Rabbit IgG

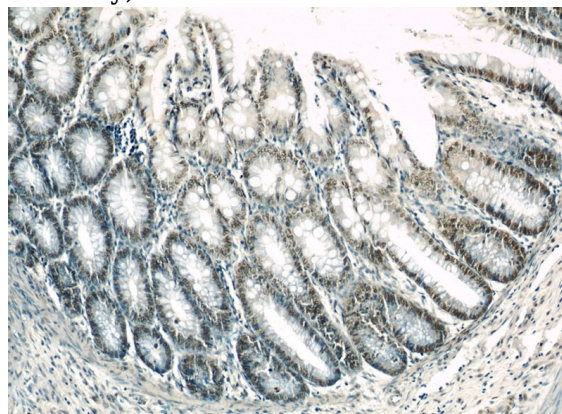
Applications

ELISA, WB, IF, IHC, IP

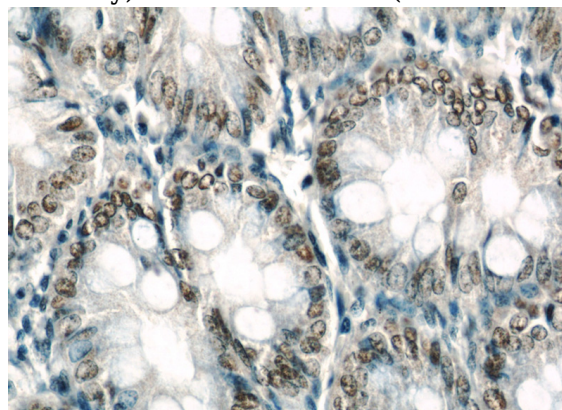
Dilutions

Recommended Dilution:

WB: 1:1000-1:10000



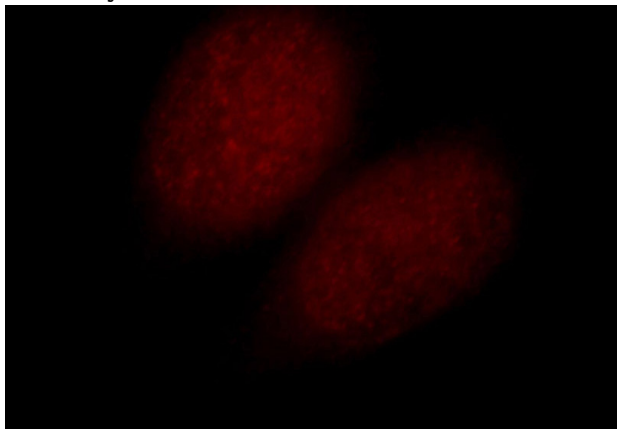
Immunohistochemical of paraffin-embedded human colon using Catalog No:111092(N-PAC antibody) at dilution of 1:50 (under 10x lens)



GLYR1 antibody

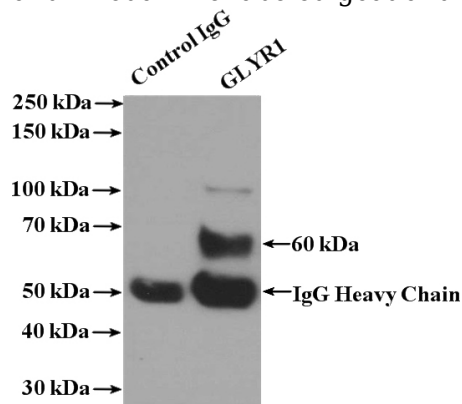
Catalog Number: 111092

Immunohistochemical of paraffin-embedded human colon using Catalog No:111092(N-PAC antibody) at dilution of 1:50 (under 40x lens)



Immunofluorescent analysis of Hela cells, using N-

PAC antibody Catalog No:111092 at 1:25 dilution and Rhodamine-labeled goat anti-rabbit IgG (red).



IP Result of anti-N-PAC (IP:Catalog No:111092, 4ug; Detection:Catalog No:111092 1:500) with K-562 cells lysate 3200ug.